

City of
Pasco



**CONSOLIDATED ANNUAL
PERFORMANCE
EVALUATION REPORT
2020**

**CITY OF PASCO
WASHINGTON**

March 31, 2021, Version 0
Dated 3.31.2021

Contents

First Year Consolidated Annual Performance Evaluation Report (CAPER)	3
EXECUTIVE SUMMARY	3
CR-05 - Goals and Outcomes	4
CR-10 - Racial and Ethnic composition of families assisted	9
CR-15 - Resources and Investments 91.520(a)	10
CR-20 - Affordable Housing 91.520(b)	11
CR-25 - Homeless and Other Special Needs 91.220(d, e); 91.320(d, e); 91.520(c)	13
CR-30 - Public Housing 91.220(h); 91.320(j)	15
CR-35 - Other Actions 91.220(j)-(k); 91.320(i)-(j)	17
CR-40 - Monitoring 91.220 and 91.230	21
APPENDIX A - IDIS Reports	24

First Year Consolidated Annual Performance Evaluation Report (CAPER)

This 2020 CAPER represents the first year performance report of the 2020-2024 Consolidated Plan annual action plan supplement. Data and narrative are entered into a federal database system called the Integrated Disbursement and Information System (IDIS) and the CAPER report is downloaded into a Word format from there. The CAPER template in IDIS has a series of prescribed questions that align with the Community Development Block Grant (CDBG) and Consolidated Plan program regulations. The report presented is in the HUD-prescribed format from data entered into IDIS.

EXECUTIVE SUMMARY

The City of Pasco (City) has prepared this CAPER for the period of January 1, 2020, through December 31, 2020 (Program Year). In accordance with the federal regulations found in 24 CFR 91. The CAPER presents the progress in carrying out projects and activities pursuant to Program Year 2020 Annual Action Plan for CDBG funding received from The U.S. Department of Housing and Urban Development (HUD) to principally benefit low- and moderate-income persons.

The Cities of Kennewick, Pasco and Richland receive federal CDBG funds annually from HUD for CDBG and HOME. Each city is separately responsible for planning, administering housing and community development activities within their jurisdiction, implementing monitoring, and reporting to HUD on the use of CDBG funds.

At the beginning of each program year, the City prepares an Annual Action Plan that informs HUD and citizens what goals and objectives the City intends to meet with CDBG funding during the upcoming year. At the end of the program year, the City prepares a CAPER to illustrate the actual accomplishments achieved during that year. The CAPER allows HUD, local officials and citizens to assess the use of available resources and to assess the efforts made to achieve the goals and objectives identified in the five year (2020-2024) Consolidated Plan and Annual Action Plan.

This annual performance report, the 2020 Annual Action Plan and other related documents may be accessed through the City's website at: <https://www.pasco-wa.gov/188/Five-Year-Consolidated-Plan>

The three Cities, as contiguous units of local government, entered into a Cooperative Agreement under HOME to form the Tri-Cities HOME Consortium . The Consortium received federal HOME funds annually to carry out affordable housing projects and activities. The City of Richland serves as the lead agency of the Consortium and is responsible for the administrative, monitoring and reporting agency to HUD. Therefore, Richland reports on the use of HOME funds. Planning and reporting Pasco's use of the HOME funds in 2020 are reported in the City of Richland Annual Action Plan and CAPER.

CR-05 - Goals and Outcomes

Progress the jurisdiction has made in carrying out its strategic plan and its action plan.

91.520(a)

The City of Pasco conducted activities during the 2020 program year to increase and preserve affordable housing choices, support community, neighborhood, and economic development efforts, and support homeless intervention and public service activities. The City managed or implemented each activity in a manner consistent with the certifications presented in the PY2020 Annual Action Plan, including: Affirmatively furthering fair housing; Following an anti-displacement and relocation plan; Providing a drug-free workplace; ensuring no federal funds were used for lobbying; and implementing activities that are consistent with all components of the 5-Year Consolidated Plan. Overall, the City of Pasco meets the 2020-2024 Consolidated Plan and 2020 Annual Action Plan goals and objectives. The City has demonstrated measurable progress in all of the Consolidated Plan programs and projects. Highlights include:

Affordable housing activities utilized \$88,394 (11.38%) of total funds in 2020 to sustain or improve the quality of existing affordable housing stock. Activities included emergency rental rehabilitation (\$18,394), and eligible code enforcement inspections within low-moderate income census tracts to arrest decline (\$70,000). During this period, 523 properties were brought into compliance and 27,330 people (74.6% low-moderate income) benefitted from code enforcement activities.

Economic Development Activities utilized \$405,978.38 (52.28%) in CDBG funds to create or retain jobs for 21 low-moderate income persons. Two are in process. CDBG funds provide Technical Assistance at the Pasco Specialty Kitchen, a certified commercial incubator kitchen. Technical assistance provided to small startup food-related businesses the Pasco Specialty Kitchen, improves their success rate by helping them to establish and achieve their goals. In consideration for technical assistance, the startup businesses agree to create and/or make jobs available to low-to-moderate income persons. Four (4) new business received assistance this reporting period and became active clients at the kitchen, five (5) new FTE jobs were reported as created. This activity was negatively impacted government shutdown orders due to COVID-19. As a result, the typical number of new clients and jobs created was not realized. Efforts continue to bring on new clients and create jobs.

Public Facilities Improvements activities utilized \$80,167 (10.23%) in CDBG funds. The Peanuts Park renovation project utilizes CDBG funds from 2016, 2017 and 2018 for design and Section 108 loan funds (\$3.8M) for construction. This reporting period the design contract for the Peanuts Park Renovation project was 99% complete. In 2020, the Lewis Street (2nd-5th Avenue) sidewalk improvement multi-year project began design. It utilizes CDBG funds from 2019, 2020 and 2021. Construction for downtown revitalization activities will begin in 2021. Accomplishments for all public works projects will be reported when construction is complete.

Homeless interventions/public service activities utilized \$69,554 (8.96%) in CDBG funds to support priority public services that respond to the immediate needs of persons in crisis and support regional efforts to meet the basic living needs of lower-income households and individuals including persons with special needs, seniors, and disadvantaged youth. Public service activities benefitted 72,407 low-mod people. Activities at all public facility projects were impacted by the Governor's order to shutdown resulting in significant reductions in attendance.

General planning and administration activities utilized \$132,475 (7.06%) of 2020 activity expenditures for administration and planning for CDBG and CDBG-CV activities.

Comparison of the proposed versus actual outcomes for each outcome measure submitted with the consolidated plan and explain, if applicable, why progress was not made toward meeting goals and objectives. 91.520(g)

Goal	Category	Source / Amount	Indicator	Unit of Measure	Expected – Strategic Plan	Actual – Strategic Plan	Percent Complete	Expected – Program Year	Actual – Program Year	Percent Complete
Community, Neighborhood, and Economic Development	Non-Housing Community Development	CDBG: \$765,231	Public Facility or Infrastructure Activities other than Low/Moderate Income Housing Benefit	Persons Assisted	10760	0	0.00%	10760	0	0.00%
Community, Neighborhood, and Economic Development	Non-Housing Community Development	CDBG: \$765,231	Public service activities other than Low/Moderate Income Housing Benefit	Persons Assisted	0	0		15	0	0.00%
Community, Neighborhood, and Economic Development	Non-Housing Community Development	CDBG: \$765,231	Facade treatment/business building rehabilitation	Business	5	0	0.00%			
Community, Neighborhood, and Economic Development	Non-Housing Community Development	CDBG: \$765,231	Jobs created/retained	Jobs	75	21	29.33%	15	22	146.67%
Community, Neighborhood, and Economic Development	Non-Housing Community Development	CDBG: \$765,231	Businesses assisted	Businesses Assisted	0	4		0	4	
Homeless Intervention and Public Services	Homeless Non-Homeless Special Needs	CDBG: \$89,000	Public service activities other than Low/Moderate Income Housing Benefit	Persons Assisted	358175	75390	21.05%	71635	75390	105.24%

Increase and Preserve Affordable Housing Choice	Affordable Housing	CDBG: \$172,882	Rental units rehabilitated	Household Housing Unit	0	0		8	4	50.00%
Increase and Preserve Affordable Housing Choice	Affordable Housing	CDBG: \$172,882	Homeowner Housing Rehabilitated	Household Housing Unit	5	4	80.00%	3	0	0.00%
Increase and Preserve Affordable Housing Choice	Affordable Housing	CDBG: \$172,882	Housing Code Enforcement/Foreclosed Property Care	Household Housing Unit	2500	523	20.92%	500	523	104.60%

Table 1 - Accomplishments – Program Year & Strategic Plan to Date

Assess how the jurisdiction’s use of funds, particularly CDBG, addresses the priorities and specific objectives identified in the plan, giving special attention to the highest priority activities identified.

The goals and strategies are designed to provide a framework for action in undertaking housing and community development activities over the five year period. Goals describe priority areas for overall improvement in Pasco. Strategies describe the general methods that the entitlement communities will employ to positively impact living and working conditions. Objectives detail the specifics of the strategies, the tools that will be used to implement the strategies, populations and areas that will be targeted, and performance indicators to track progress in meeting the goals.

Due to recent HUD monitoring, new policies and procedures related to public service and public facility low-mod area benefit determination, financial management, program income use and reporting, and auditing requirements have been implemented by the City of Pasco. As a result of these changes in policies and procedures, achievements and goals will be documented, tracked, and monitored more efficiently. The City feels that these changes result in more accurate reporting IDIS.

Activities funded by the City of Pasco during the 2020 program year addressed the priorities established in the Tri-Cities 2020-2024 Consolidated Plan, which were drawn from an analysis of the needs and resources identified through the planning process.

Economic Development activities, revitalization and code enforcement activities continue to be the highest priority needs. The Peanuts Park renovation project is extremely important for revitalization efforts in the East and Central Pasco neighborhoods. A section 108 loan will help move construction forward for reinvestment in the Pasco Farmers Market, Peanuts Park renovation and related infrastructure. In 2020, economic development activities utilized \$405,978 (52.28%). This includes funds from the CDBG-CV Business Assistance Grant program which provided emergency assistance to 15 microenterprise business to prepare for, prevent and respond to COVID-19.

Code enforcement is also a key component to help arrest decline to the Pasco Downtown revitalization area in addition to Economic Development Activities. Currently the City of Pasco employs five code enforcement officers, two Code Officers are dedicated to low-mod Census Tracts 201-204 which is partially funded by CDBG. This officer covers a very large geographic area amounting to approximately half of the geographic area of the City. Housing stabilization, specifically in this low-to-moderate income area, is a priority need. An additional Code Officer is needed to meet the need. The area is heavily populated, housing stock is extremely aged and shows deterioration, as well older commercial/industrial buildings, there are numerous abandoned properties that have become attractive nuisances contributing to higher crime rates and lower property values in the area. Pasco's population has more than doubled since the program began. Due to the overwhelming growth of the city, the Code Officer is only able to react to complaints of public health, safety and citizen welfare and not able to focus on prevention even with assistance from the other officers. The Department's need and goal is to employ an additional code enforcement officer to assist in enforcement of ordinances and codes and to encourage owners to take pride in their properties in this area in order to arrest the decline.

CR-10 - Racial and Ethnic composition of families assisted

Describe the families assisted (including the racial and ethnic status of families assisted).

91.520(a)

	CDBG
White	147
Black or African American	2
Asian	1
American Indian or American Native	0
Native Hawaiian or Other Pacific Islander	0
Total	150
Hispanic	24
Not Hispanic	126

Table 2 – Table of assistance to racial and ethnic populations by source of funds

Narrative

Information on race and ethnicity on Table 2 above is reported from activities completed that calculate income based family size. The Community Housing Improvement Program, Pasco Specialty Kitchen Technical Assistance, Arc of Tri-Cities, and Senior Center public service activities report income and demographics. The Arc of Tri-Cities and Senior Center clients are presumed to be low-mod at 80% AMI. Not included on this report are 16 individuals assisted with CDBG-CV Microenterprises grants which will be reported in the year the activity is completed and closed.

Activities that are based on area benefit do not report race and ethnicity demographics on this table. Information on race and ethnicity is available at the American Community Survey link below: https://factfinder.census.gov/faces/nav/jsf/pages/community_facts.xhtml.

CR-15 - Resources and Investments 91.520(a)

Identify the resources made available

Source of Funds	Source	Resources Made Available	Amount Expended During Program Year
CDBG	public - federal	1,276,189	776,567.27

Table 3 - Resources Made Available

Narrative

Total funds available from all sources in 2020 totaled \$1,276,189. This includes CDBG-CV funds allocated in significant amendment to the 2019 Annual Action Plan and funded in IDIS in 2020 when funds were made available. Total funds expended for 2020 activities totaled \$775,567 which includes \$223,071 from CDBG-CV funds.

In 2020, Economic Development activities utilized additional CDBG-CV entitlement funds allocated per significant amendment to the 2019 Annual Action Plan to provide business assistance grants to 15 microenterprise businesses (5 or less employees) at or below 80% AMI to prevent, prepare and respond to negative impacts of COVID-19. The businesses experienced 25% or more loss in revenue due to government shutdowns. Sixteen (16) jobs were reported as retained for low-mod microenterprise owners.

Identify the geographic distribution and location of investments

Target Area	Planned Percentage of Allocation	Actual Percentage of Allocation	Narrative Description

Table 4 – Identify the geographic distribution and location of investments

Narrative

Infrastructure in low- and moderate- income neighborhoods, focusing on sidewalks, curbs and gutters, park improvements and improvements is a priority in Pasco to bring neighborhoods into ADA compliance. Target areas include the downtown revitalization area, central and east Pasco.

Leveraging

Explain how federal funds leveraged additional resources (private, state and local funds), including a description of how matching requirements were satisfied, as well as how any publicly owned land or property located within the jurisdiction that were used to address the needs identified in the plan.

CDBG funds leveraged additional federal, state and local funding resources to support affordable housing, community and economic development, and Homelessness Prevention/Non-Homeless Special Needs projects. Total resources from other funding sources totaled over \$492,173. Private investments were also encouraged in economic development and affordable housing projects.

CR-20 - Affordable Housing 91.520(b)

Evaluation of the jurisdiction's progress in providing affordable housing, including the number and types of families served, the number of extremely low-income, low-income, moderate-income, and middle-income persons served.

	One-Year Goal	Actual
Number of homeless households to be provided affordable housing units		
Number of non-homeless households to be provided affordable housing units		
Number of special-needs households to be provided affordable housing units		
Total		

Table 5 – Number of Households

	One-Year Goal	Actual
Number of households supported through rental assistance		
Number of households supported through the production of new units		
Number of households supported through the rehab of existing units	8	4
Number of households supported through the acquisition of existing units		
Total	8	4

Table 6 – Number of Households Supported

Discuss the difference between goals and outcomes and problems encountered in meeting these goals.

At the end of 2020, two (2) applications were received for the (399) Rental Rehabilitation Emergency Assistance Roofs Only Program. This is an emergency repair program to preserve structural integrity of rental properties. Near the end 2020, construction was scheduled for one building and completed early 2021 due to inclement weather. The second building is scheduled to be approved and completed in 2021. Both buildings had roofs that were actively leaking into the apartment units.

Discuss how these outcomes will impact future annual action plans.

In 2020, the CHIP Minor Rehabilitation Program (375) has four (4) applications are under review pending additional information requested from the homeowners and resolution of problems preventing them from being qualified. All four are extremely low income, elderly and/or disabled with more moderate to

severe problems. Due to COVID-19 stop work on non-essential construction, these projects have been delayed.

Include the number of extremely low-income, low-income, and moderate-income persons served by each activity where information on income by family size is required to determine the eligibility of the activity.

Number of Households Served	CDBG Actual	HOME Actual
Extremely Low-income	3	0
Low-income	0	0
Moderate-income	1	0
Total	4	0

Table 7 – Number of Households Served

Narrative Information

*Down payment assistance is reported in Richland CAPER.

Information on income by household is required for the CHIP rehabilitation program, Pasco Specialty Kitchen (PSK) Technical Assistance, Pasco Scholarship Program, ARC of the Tri-Cities and the Pasco Senior Center.

CR-25 - Homeless and Other Special Needs 91.220(d, e); 91.320(d, e); 91.520(c)

Evaluate the jurisdiction's progress in meeting its specific objectives for reducing and ending homelessness through:

Reaching out to homeless persons (especially unsheltered persons) and assessing their individual needs

The City of Pasco is committed to supporting various activities outlined in the Consolidated Plan to strengthen and coordinate actions with housing, non-profit and economic development agencies. Staff continues to be an active member of the Benton Franklin Housing Continuum of Care to assist in the coordination of government agencies, nonprofit organizations, housing developers, social service providers, and continuum of care providers to meet the needs of the homeless.

The City of Pasco staff participates in annual the point in time count and serves on the Continuum of Care Board. Outside of these activities, the City did not reach out to any unsheltered homeless persons or assess their individual needs.

Addressing the emergency shelter and transitional housing needs of homeless persons

The City supports the activities of community efforts to house individuals transitioning out of homelessness. The City does not have capacity to provide supportive managed care and subsidized rent helping clients to achieve self-sufficiency. The City continues to seek funding sources with which to continue providing assistance to non-profits for transitional housing projects.

Helping low-income individuals and families avoid becoming homeless, especially extremely low-income individuals and families and those who are: likely to become homeless after being discharged from publicly funded institutions and systems of care (such as health care facilities, mental health facilities, foster care and other youth facilities, and corrections programs and institutions); and, receiving assistance from public or private agencies that address housing, health, social services, employment, education, or youth needs

Except for involvement with the Continuum of Care Group, the City did not provide direct assistance to help low-income individuals or families avoid becoming homeless, that are being discharged from publicly funded institutions or receiving assistance from public or private agencies this program year.

Helping homeless persons (especially chronically homeless individuals and families, families with children, veterans and their families, and unaccompanied youth) make the transition to permanent housing and independent living, including shortening the period of time that individuals and families experience homelessness, facilitating access for homeless individuals and families to affordable housing units, and preventing individuals and families who were recently homeless from becoming homeless again

In 2019, discussions began between local non-profits and Catholic Charities regarding successful development of permanent supportive housing projects in Spokane with low-income tax credits. In March 2019, the City of Pasco participated in a Supportive Housing Summit to explore options for alleviating chronic homelessness, which focused on mental health and substance abuse clients. The Summit, spearheaded by Carol Moser, Executive Director of the Greater Columbia Accountable Community of Health (ACH) featured data exploration by Dr. Patrick Jones, Executive Director for Public Policy and Economic Analysis, Eastern Washington University and three case studies by Dr. Rob McCann, President & CEO, Catholic Charities Eastern Washington, Rhonda Hauff, Deputy CEO & Chief Operating Officer, Yakima Neighborhood Health Services, and Leeza Lorence, Manager at Amerigroup Inc. The focus of the summit was on permanent supportive housing which would circumvent the frequent, expensive, and unnecessary ER visits and incarcerations often associated with the mentally ill and/or substance abusing chronically homeless. In 2020, City of Pasco facilitated letters of support and certificates of consistency for this project for submission of the application to the State of Washington Affordable Housing Trust Fund.

CR-30 - Public Housing 91.220(h); 91.320(j)

Actions taken to address the needs of public housing

The City does not directly manage public housing. Public housing efforts are managed and implemented by the Housing Authority of City of Pasco and Franklin County (HACPFC). To the furthest extent that it makes sense, the City works with the Housing Authority to analyze data to understand the public housing needs in Pasco.

In the Tri-Cities, public housing authorities facilitate tenant councils in their respective jurisdictions. These public housing authorities actively support self-sufficiency for Section 8 and other program clients and actively market their assistance programs to private landlords and property management firms. As in most areas, public housing authority waiting lists in the Tri-Cities are unable to match the need for housing to the supply of vouchers or public housing units. Waiting lists are open year-round, with preferences and eligibility criteria established separately by each PHA as allowed by federal regulation.

The Housing Authority of City of Pasco and Franklin County (HACPFC) has 352 public housing vouchers, 318 Housing Choice Vouchers (Section 8), 33 Veterans Affairs Supportive Housing (VASH), and one Mainstream (program for non-elderly disabled people). Public housing units and 68 project based provides affordable units for household income between 50-80% AMI. Varney Court development provides 38 units for agricultural workers whose income is less than 50% AMI. The project utilized 4% tax credits to finance the development, however, they are not subsidized. In total, HACPFC has 598 subsidized units (public housing and Section 8 vouchers) which are targeted for individuals with less than 30% AMI, and 106 affordable units which are unsubsidized. With current funding HACPFC provides assistance to 285 families with section 8 vouchers.

The public housing stock owned by the PHA is generally in very good overall condition. Regular improvements are generally made through their own funding as well as a variety of HUD Public Housing Grant Programs available for modernization, safety/security measures, rehabilitation and other operating issues. Public housing units range from scattered site, multi-family duplexes to multi-family apartment complexes.

All rental properties in Pasco are required to be licensed annually and inspected bi-annually for compliance with minimum housing standards per the International Property Maintenance Code. Public Housing and Section 8 properties are inspected and certified by HUD inspectors and with properties inspected through the Rental Inspection Program. Through this program, many affordable rental units have been returned to the market, increasing the stock of safe, decent and affordable housing.

Actions taken to encourage public housing residents to become more involved in management and participate in homeownership

The City funds several public services projects that provide training and education to low-income residents in regard to self-sufficiency, tenant rights, and homeownership options. The Pasco Day Labor Center is a project that provides such services and is funded with City General Funds.

Actions taken to provide assistance to troubled PHAs

There were no actions taken to provide assistance to a troubled PHA.

CR-35 - Other Actions 91.220(j)-(k); 91.320(i)-(j)

Actions taken to remove or ameliorate the negative effects of public policies that serve as barriers to affordable housing such as land use controls, tax policies affecting land, zoning ordinances, building codes, fees and charges, growth limitations, and policies affecting the return on residential investment. 91.220 (j); 91.320 (i)

Below is a list of Planning activities and Council actions aimed at increasing housing affordability and flexibility:

Completed:

- Ordinance 4481 (February 3, 2020) – Reduces minimum site areas and increased design/development flexibility for Planned Unit Developments

Upcoming:

- Draft Ordinance for Lot Size Averaging. Allows flexibility for subdivisions for lots below the underlying residential zoning district lot size if the average of all lots is equal to or above the minimum. Additional flexibility/reduction permitted for residential lots within ¼ mile of a public land use or facility (transit, park, school, medical). Anticipated Adoption: April 2021. This proposal is part of the WA HB 1923 Legislation.

In-Progress:

- Duplex, Triplex & Courtyard Apartments (Missing Middle Housing) – the proposal will permit duplex, triplex or courtyard apartments in at least one or more residential zoning districts. City Staff has proposed options to the Planning Commission that emphasize access to public land uses or facilities. A Draft recommendation of approval from the Planning Commission is expected April 2021. This proposal is part of the WA HB 1923 Legislation.
- Accessory Dwelling Units (ADUs) – the proposal modifies the exiting permitting residential accessory dwellings to also include detached accessory dwellings. City staff has held one workshop with the Planning Commission. A public hearing is expected in May 2021. This proposal is part of the WA HB 1923 Legislation.

Other policy changes intended to encourage fair housing in Pasco which are currently in process include:

- Housing Action/Assessment Plan – The 2021-2022 City of Pasco Budget included funding for staff to develop a plan to address the ongoing housing affordability challenges in Pasco. This will include policy and development recommendation, and alignment with the Comprehensive Plan and the Pasco 2020-2024 Consolidated Plan. This effort is also referenced in Resolution No 3985 establishing Council Goals for 2020-2021.

Actions taken to address obstacles to meeting underserved needs. 91.220(k); 91.320(j)

The need for affordable housing and community development and quality of life serves in order to assist low and moderate-income individuals, families and neighborhoods is tremendous. The greatest obstacle in meeting underserved needs is funding. While the City has programs in place to address the underserved needs, the amount of funding available for additional programs is insufficient to produce outcomes that ensure a full range of decent housing and suitable living environments.

The City funds a number of CDBG activities that benefit its citizens by provided rehabilitation to homeowners through the Owner Occupied Rehabilitation program. The program is needed and sought after, however, there are obstacles such as legal residency that often prevent projects from moving forward. We are looking at a number of ways to improve the program. Additionally, the City funds community, economic, and neighborhood projects. Projects include public services, improvements to neighborhood parks which enhance the livability of the neighborhood and the removal of architectural barriers that limit seniors and disabled from accessing City services.

Actions taken to reduce lead-based paint hazards. 91.220(k); 91.320(j)

Applicants for the HOME down-payment assistance program are provided with “Protect Your Family from Lead in Your Home” pamphlet and “Renovate Right” is provided to all Homeowner Rehabilitation applicants. This benefits lower-income households that would qualify for housing programs. Information is also made available to the general public and contractors visiting city offices and via links on city websites.

The City of Pasco will also continue to reduce the cost burden to lower income households by paying for extensive testing to identify lead hazards and assure compliance after remediation work. This will be accomplished by granting the costs of lead-based paint inspections, risk assessments, and one clearance exam for persons assisted by the Community Housing Improvement Program rehabilitation projects using CDBG funds.

Actions taken to reduce the number of poverty-level families. 91.220(k); 91.320(j)

Several activities were undertaken in 2020 to decrease cost-burdens for lower income people, such as the various housing programs offered by the City of Pasco and the Tri-Cities HOME Consortium including Down Payment Assistance Program, and various public/social service programs such as life skills training.

The City of Pasco actively supports economic development projects to create and retain jobs, provide education or training to enable people to become self-sufficient, and improve economic opportunity to work at living wage jobs.

Activities in 2020 that addressed urgent priority community needs in the downtown business overlay district were provided through the Pasco Specialty Kitchen (a certified commercial kitchen incubator) providing technical assistance to microenterprise businesses, the CDBG-CV Business Assistance Program, and the Façade Improvement Program to improve the appearance of downtown businesses.

Supported the efforts of various non-profit agencies, housing authorities and CHDO’s to provide affordable housing opportunities for special needs populations. Rehabilitation priority is given by the Benton Franklin CAC Energy Efficient Healthy House Program to those homes occupied by vulnerable populations, such as elderly or disabled homeowners and renters.

Continued support for very low-income seniors and disabled households by reducing water bills. Discounts for electricity and refuse are also offered by Franklin Public Utility District (PUD) and Basin Disposal.

Actions taken to develop institutional structure. 91.220(k); 91.320(j)

The City of Pasco is committed to supporting various activities outlined in the Consolidated Plan to strengthen and coordinate actions with housing, non-profit and economic development agencies. Staff continues to be an active member of the Benton Franklin Housing Continuum of Care to assist in the coordination of government agencies, nonprofit organizations, housing developers, social service providers, and continuum of care providers to meet the needs of the homeless.

The cities participate in cross-jurisdictional efforts. This includes participation in the Benton Franklin Continuum of Care, Benton Franklin Human Services Department, involvement with Housing Authorities, and continued efforts to foster cooperation among government agencies, nonprofit organizations, housing developers, social service providers, local businesses and continuum of care provides to meet the needs of the homeless.

While the City of Richland is the lead entity, it relies heavily on the staff of the other two cities for support in the HOME program. One of the strengths of the Consortium is the close working relationship between the cities in general as well as between the departments charged with administering the HUD programs. In turn, agencies such as Benton Franklin Community Action Connections, TRIDEC, the Benton Franklin Continuum of Care, Benton Franklin Council of Governments, Housing Authorities and several nonprofit agencies work in all three cities, improving the effectiveness of coordination and efficiencies. The fact that the three cities are in close proximity, with common issues and opportunities, provides a base for cooperation. The Consortium also hold regular meetings to discuss improving internal policies, best practices and written agreements.

Actions taken to enhance coordination between public and private housing and social service agencies. 91.220(k); 91.320(j)

City of Pasco CDBG and Tri Cities Consortium staff coordinate with a variety of public and private housing and social service agencies during the planning, project proposal, and implementation stages of programs through the citizen participation process.

Staff of the cities and representatives of nonprofit services and housing agencies participate on committees crossing jurisdictional lines. This includes involvement in the Continuum of Care planning efforts undertaken by Benton Franklin Human Services Department, a joint County agency, to oversee reducing homelessness in the counties. Pasco continues to work with other community liaisons to encourage cooperation and sharing of information to identify existing resources that might be available to meet community needs.

There is also a close working relationship with the Housing Authorities, some of whom have benefited from CDBG and/or HOME funds for assisted housing development activities and whose residents have benefitted from public services delivered by the area's nonprofit agencies.

Limiting cooperative efforts, is the lack of new federal resources available for programs.

Identify actions taken to overcome the effects of any impediments identified in the jurisdictions analysis of impediments to fair housing choice. 91.520(a)

The Fair Housing Act and the CDBG and HOME Program rules pertaining to non-discrimination follow a history in the United States' affirmation of various civil right of its citizenry. The core principles of fairness and anti-discrimination are rooted in the Constitution and its Amendments, and a series of milestone civil rights laws that have further honed the concept of fairness in governmental and private actions. These laws were made not only to govern the individual citizen's actions, but also to establish the same standards of fairness and accountability for governmental actions.

The Analysis of Impediments to Fair Housing is a required document for Community Development Block Grant (CDBG) and HOME entitlement jurisdictions. It has become the basis for identifying specific patterns of violation of the Fair Housing Act and other laws, civil rights rules and regulations which occur in a local jurisdiction. Once partners are identified, communities can design effective strategies and goals to address fair housing problems. The general content of this Analysis of Impediment to Fair Housing includes:

1. Identification of Fair Housing laws and rules.
2. A discussion of what constitutes fair housing violations and impediments.
3. Discussion of the fair housing complaint processes and investigation protocol.
4. An overview of the Tri-Cities demographic profiles including income, population attributes, economic conditions, and general housing market conditions. Data from a variety of sources including local mortgage lending performance, complaint data, etc.
5. Review of local permitting and housing codes as well as housing program rules and practices, and local government practices which impact housing. Identification of specific goals and actions to address identified impediments as well as ways to affirmatively further fair housing in the area.

Pasco continues to expand and support activities that affirmatively further fair housing by implementing the recommended actions of the *Analysis of Impediments to Fair Housing Plan* <https://www.pasco-wa.gov/DocumentCenter/View/2904/Tricities-analysis-of-fair-housing?bidId=> . In 2020, the City of Pasco actively supported fair housing by partnering with local service providers to provide additional counseling for first time homebuyers, posting National Fair Housing Alliance (NFHA) posters in English and Spanish in various locations, and post Fair Housing information on the City's website at <http://www.pasco-wa.gov/index.aspx?NID=187> . The City employs bi-lingual staff that is available to assist the public with many of their housing and other needs, and participates in the Language Line.

CR-40 - Monitoring 91.220 and 91.230

Describe the standards and procedures used to monitor activities carried out in furtherance of the plan and used to ensure long-term compliance with requirements of the programs involved, including minority business outreach and the comprehensive planning requirements

In the past few years, the City of Pasco has experienced the largest growth in investment, housing, and new business in the history of the City. The City of Pasco's strategies have made positive impacts toward providing decent housing and a major improvement to a suitable living environment for low and moderate income persons.

The activities and strategies implemented by the City of Pasco have made positive impacts toward providing decent housing and improving the living environment for low-and-moderate income persons. Creation of economic solutions and jobs is also positive. Overall, the City of Pasco has carried out the objectives adopted in its 2020 Annual Plan and the 2020-2024 Consolidated Plan.

The City of Pasco is responsible for monitoring the CDBG program subrecipients to ensure compliance with all federal, state and local rules, regulations and laws. In 2020, the Block Grant Administrator attended training to develop a more comprehensive monitoring plan. Due to COVID-19 on site-monitoring has been delayed until facilities are deemed safe to reopen. Subrecipient activities were desk monitored through phone conversations, written correspondence, and email. Subrecipient application and risk review process will be updated for the 2022 process. A monitoring plan will be developed in response to activity risks. Technical assistance is offered throughout the year, to new and existing subrecipients. Subrecipients are to provide written quarterly reports to identify progress made in the program, and how funds have been used. The City continues efforts to effectively monitor and report accomplishments of the CDBG and HOME activities.

The performance measurement system has three main components; goals, outcomes and indicators. Goals within the following categories will be selected: suitable living environment, decent housing, and economic opportunity. The second component, outcomes, will focus on availability/accessibility, affordability, and sustainability.

Availability/accessibility applies to activities that make services, infrastructure, housing, commercial or employment opportunities or shelter available or accessible to low and moderate income people.

Affordability applies to activities that help, in a variety of ways, to reduce the cost burden for low and moderate income people.

Sustainability applies to projects where the activity or the activities are aimed at improving a neighborhood by helping to make it livable or viable for principally low and moderate income people.

The third component, Indicators, will report 1) How funding is leveraged, 2) Number of persons, households, units served, 3) Income levels of persons or households by 30%, 50%, 60%, or 80% of an area median income, 4) Number of communities/neighborhoods assisted, and 5) Current racial/ethnic and disability categories.

Citizen Participation Plan 91.105(d); 91.115(d)

The City of Pasco participated in a joint and individual city citizen participation process in the development of the 5-Year Consolidated Plan and 2020 Annual Action Plans. Public notices were published in Tu Decides, and the Tri-City Herald. The City of Pasco overall Citizens Participation Plan in the 2020-2024 Tri-Cities HOME Consortium Consolidated Plan, Appendix E. The Citizen Participation Plan was updated in 2020 <https://www.pasco-wa.gov/DocumentCenter/View/61763/Amended-Citizen-Participation-Plan-for-covid-19>.

Significant amendment to the 2019 Annual Action Plan were made for CDBG-CV funds allocated in 2020. Ads were published in the Tri-City Herald and Tu Decides newspapers on May 3, 2020 for CDBG-CV1 allocations and on October 4, 2020 for CDBG-CV3 allocations. The public review and comment periods ended May 11, 2020 and October 19, 2020, respectively. There were no comments received.

In accordance with the Citizen Participation Plan a display ad, was published on March 3, 2021 in the Tri-City Herald in English and on March 3, 2021 in Tu Decides in Spanish notifying the public of the public comment period for the 2020 Consolidated Action Plan Evaluation Report (CAPER). In addition to being made available for public review at the City of Pasco planning office, the CAPER was made available at the local branches of the Mid-Columbia Library, Housing Authority of City of Pasco and Franklin County (HACPFC), and posted on the City's website and Facebook page. The public review and comment period closed March 18, 2021. There were no comments received.

Describe the efforts to provide citizens with reasonable notice and an opportunity to comment on performance reports.

CR-45 - CDBG 91.520(c)

Specify the nature of, and reasons for, any changes in the jurisdiction's program objectives and indications of how the jurisdiction would change its programs as a result of its experiences.

There are no major changes in objectives. Rehabilitation activities include owner-occupied, rental rehabilitations and façade improvements in the Downtown Revitalization Area. These activities are included as a contingent projects as funds become available. This year funds were reallocated from owner-occupied rehabilitation to rental rehabilitation for roofs only rehabilitations due to a priority need. In 2020, assistance to small businesses was a unbudgeted need due to COVID-19. Economic development. Additional funding will be sought and programs developed to help meet these needs.

Does this Jurisdiction have any open Brownfields Economic Development Initiative (BEDI) grants?

[BEDI grantees] Describe accomplishments and program outcomes during the last year.

APPENDIX A – IDIS REPORTS

PR01	HUD Grants and Program Income
PR02	List of Activities by Program Yr and Project
PR03	Activity Summary (GPR) for Grantee
PR06	Con Plan Projects Summary
PR23	Summary of Accomplishments
PR26	CDBG Financial Summary
PR54	CDBG Performance Profile

U.S. DEPARTMENT OF HOUSING AND URBAN
DEVELOPMENT
OFFICE OF COMMUNITY PLANNING AND DEVELOPMENT
PR01 - HUD Grants and Program Income

DATE: 3/2/2021
TIME: 2:37:49 PM
PAGE: 1/3

IDIS

Program	Fund Grantee Type Name	Grant Number	Authorized Amount	Suballocated Amount	Amount Committed to Activities	Net Drawn Amount	Available to Commit	Available to Draw
CDBG	EN PASCO	B89MC530009	\$299,000.00	\$0.00	\$299,000.00	\$299,000.00	\$0.00	\$0.00
		B90MC530009	\$281,000.00	\$0.00	\$281,000.00	\$281,000.00	\$0.00	\$0.00
		B91MC530009	\$314,000.00	\$0.00	\$314,000.00	\$314,000.00	\$0.00	\$0.00
		B92MC530009	\$339,000.00	\$0.00	\$339,000.00	\$339,000.00	\$0.00	\$0.00
		B93MC530009	\$545,000.00	\$0.00	\$545,000.00	\$545,000.00	\$0.00	\$0.00
		B94MC530009	\$592,000.00	\$0.00	\$592,000.00	\$592,000.00	\$0.00	\$0.00
		B95MC530009	\$663,000.00	\$0.00	\$663,000.00	\$663,000.00	\$0.00	\$0.00
		B96MC530009	\$646,000.00	\$0.00	\$646,000.00	\$646,000.00	\$0.00	\$0.00
		B97MC530009	\$636,000.00	\$0.00	\$636,000.00	\$636,000.00	\$0.00	\$0.00
		B98MC530009	\$617,000.00	\$0.00	\$617,000.00	\$617,000.00	\$0.00	\$0.00
		B99MC530009	\$621,000.00	\$0.00	\$621,000.00	\$621,000.00	\$0.00	\$0.00
		B00MC530009	\$629,000.00	\$0.00	\$629,000.00	\$629,000.00	\$0.00	\$0.00
		B01MC530009	\$656,000.00	\$0.00	\$656,000.00	\$656,000.00	\$0.00	\$0.00
		B02MC530009	\$655,000.00	\$0.00	\$655,000.00	\$655,000.00	\$0.00	\$0.00
		B03MC530009	\$706,000.00	\$0.00	\$706,000.00	\$706,000.00	\$0.00	\$0.00
		B04MC530009	\$698,000.00	\$0.00	\$698,000.00	\$698,000.00	\$0.00	\$0.00
		B05MC530009	\$667,210.00	\$0.00	\$667,210.00	\$667,210.00	\$0.00	\$0.00
		B06MC530009	\$608,544.00	\$0.00	\$608,544.00	\$608,544.00	\$0.00	\$0.00
		B07MC530009	\$615,857.00	\$0.00	\$615,857.00	\$615,857.00	\$0.00	\$0.00
		B08MC530009	\$600,428.00	\$0.00	\$600,428.00	\$600,428.00	\$0.00	\$0.00
		B09MC530009	\$612,604.00	\$0.00	\$612,604.00	\$612,604.00	\$0.00	\$0.00
		B10MC530009	\$667,834.00	\$0.00	\$667,834.00	\$667,834.00	\$0.00	\$0.00
		B11MC530009	\$562,982.00	\$0.00	\$562,982.00	\$562,982.00	\$0.00	\$0.00
		B12MC530009	\$581,678.00	\$0.00	\$581,678.00	\$581,678.00	\$0.00	\$0.00
		B13MC530009	\$619,417.00	\$0.00	\$619,417.00	\$619,417.00	\$0.00	\$0.00
		B14MC530009	\$640,072.00	\$0.00	\$640,072.00	\$640,072.00	\$0.00	\$0.00
		B15MC530009	\$665,103.00	\$0.00	\$665,103.00	\$665,103.00	\$0.00	\$0.00
		B16MC530009	\$670,436.00	\$0.00	\$670,436.00	\$650,869.54	\$0.00	\$19,566.46
		B17MC530009	\$695,709.00	\$0.00	\$695,709.00	\$537,142.67	\$0.00	\$158,566.33
		B18MC530009	\$756,230.00	\$0.00	\$756,230.00	\$532,505.93	\$0.00	\$223,724.07
B19MC530009	\$704,340.00	\$33,685.61	\$670,654.39	\$356,620.04	\$0.00	\$314,034.35		
B20MC530009	\$737,929.00	\$0.00	\$712,748.90	\$288,453.70	\$25,180.10	\$449,475.30		
B20MW530009	\$434,166.00	\$0.00	\$434,166.00	\$223,071.10	\$0.00	\$211,094.90		
PASCO Subtotal:			-- \$19,737,539.00	\$33,685.61	\$19,678,673.29	\$18,327,391.98	\$25,180.10	\$1,376,461.41
EN Subtotal:			-- \$19,737,539.00	\$33,685.61	\$19,678,673.29	\$18,327,391.98	\$25,180.10	\$1,376,461.41
PI	PASCO	B96MC530009	\$13,088.00	\$0.00	\$13,088.00	\$13,088.00	\$0.00	\$0.00

U.S. DEPARTMENT OF HOUSING AND URBAN
DEVELOPMENT
OFFICE OF COMMUNITY PLANNING AND DEVELOPMENT
PR01 - HUD Grants and Program Income

DATE: 3/2/2021
TIME: 2:37:49 PM
PAGE: 2/3

IDIS

Program	Fund	Grantee Type Name	Grant Number	Authorized Amount	Suballocated Amount	Amount Committed to Activities	Net Drawn Amount	Available to Commit	Available to Draw
CDBG	PI	PASCO	B97MC530009	\$74,030.86	\$0.00	\$74,030.86	\$74,030.86	\$0.00	\$0.00
			B98MC530009	\$78,189.64	\$0.00	\$78,189.64	\$78,189.64	\$0.00	\$0.00
			B99MC530009	\$87,277.02	\$0.00	\$87,277.02	\$87,277.02	\$0.00	\$0.00
			B00MC530009	\$86,888.31	\$0.00	\$86,888.31	\$86,888.31	\$0.00	\$0.00
			B01MC530009	\$12,918.69	\$0.00	\$12,918.69	\$12,918.69	\$0.00	\$0.00
			B02MC530009	\$55,698.17	\$0.00	\$55,698.17	\$55,698.17	\$0.00	\$0.00
			B03MC530009	\$35,875.16	\$0.00	\$35,875.16	\$35,875.16	\$0.00	\$0.00
			B04MC530009	\$159,322.88	\$0.00	\$159,322.88	\$159,322.88	\$0.00	\$0.00
			B05MC530009	\$26,381.61	\$0.00	\$26,381.61	\$26,381.61	\$0.00	\$0.00
			B06MC530009	\$95,804.92	\$0.00	\$95,804.92	\$95,804.92	\$0.00	\$0.00
			B07MC530009	\$15,219.79	\$0.00	\$15,219.79	\$15,219.79	\$0.00	\$0.00
			B08MC530009	\$2,151.96	\$0.00	\$2,151.96	\$2,151.96	\$0.00	\$0.00
			B09MC530009	\$11,024.04	\$0.00	\$11,024.04	\$11,024.04	\$0.00	\$0.00
			B10MC530009	\$49,340.12	\$0.00	\$49,340.12	\$49,340.12	\$0.00	\$0.00
			B11MC530009	\$2,000.00	\$0.00	\$2,000.00	\$2,000.00	\$0.00	\$0.00
			B13MC530009	\$421,693.03	\$0.00	\$421,693.03	\$421,693.03	\$0.00	\$0.00
			B14MC530009	\$4,536.29	\$0.00	\$4,536.29	\$4,536.29	\$0.00	\$0.00
			B17MC530009	\$16,029.40	\$0.00	\$16,029.40	\$16,029.40	\$0.00	\$0.00
			B19MC530009	\$410.00	\$0.00	\$410.00	\$410.00	\$0.00	\$0.00
			B20MC530009	\$104,094.48	\$0.00	\$104,094.48	\$104,094.48	\$0.00	\$0.00
			B21MC530009	\$49,540.71	\$0.00	\$49,540.71	\$49,540.71	\$0.00	\$0.00
		PASCO Subtotal:	--	\$1,401,515.08	\$0.00	\$1,401,515.08	\$1,401,515.08	\$0.00	\$0.00
		PI Subtotal:	--	\$1,401,515.08	\$0.00	\$1,401,515.08	\$1,401,515.08	\$0.00	\$0.00
RL	PASCO	B13MC530009	\$0.00	\$0.00	\$0.00	\$0.00	\$0.00	\$0.00	
			PASCO Subtotal:	--	\$0.00	\$0.00	\$0.00	\$0.00	\$0.00
		RL Subtotal:	--	\$0.00	\$0.00	\$0.00	\$0.00	\$0.00	\$0.00
SL	PASCO	B18MC530009	\$3,781,000.00	\$0.00	\$0.00	\$0.00	\$3,781,000.00	\$3,781,000.00	
			PASCO Subtotal:	--	\$3,781,000.00	\$0.00	\$0.00	\$0.00	\$3,781,000.00
		SL Subtotal:	--	\$3,781,000.00	\$0.00	\$0.00	\$0.00	\$3,781,000.00	\$3,781,000.00
SU	PASCO	B19MC530009	\$33,685.61	\$0.00	\$0.00	\$0.00	\$33,685.61	\$33,685.61	
			PASCO Subtotal:	--	\$33,685.61	\$0.00	\$0.00	\$0.00	\$33,685.61
		SU Subtotal:	--	\$33,685.61	\$0.00	\$0.00	\$0.00	\$33,685.61	\$33,685.61
CDBG-R	EN	PASCO	B09MY530009	\$163,082.00	\$0.00	\$163,082.00	\$163,082.00	\$0.00	\$0.00
			PASCO Subtotal:	--	\$163,082.00	\$0.00	\$163,082.00	\$163,082.00	\$0.00
		EN Subtotal:	--	\$163,082.00	\$0.00	\$163,082.00	\$163,082.00	\$0.00	\$0.00

U.S. DEPARTMENT OF HOUSING AND URBAN
DEVELOPMENT
OFFICE OF COMMUNITY PLANNING AND DEVELOPMENT
PR01 - HUD Grants and Program Income

DATE: 3/2/2021
TIME: 2:37:49 PM
PAGE: 3/3

IDIS

Program	Fund	Grantee Type Name	Grant Number	Authorized Amount	Suballocated Amount	Amount Committed to Activities	Net Drawn Amount	Available to Commit	Available to Draw
HOME	PI	PASCO	M15DC530202	\$0.00	\$0.00	\$0.00	\$0.00	\$0.00	\$0.00
			PASCO Subtotal:	-- \$0.00	\$0.00	\$0.00	\$0.00	\$0.00	\$0.00
			PI Subtotal:	-- \$0.00	\$0.00	\$0.00	\$0.00	\$0.00	\$0.00
GRANTEE TOTALS				-- \$21,302,136.08	\$33,685.61	\$21,243,270.37	\$19,891,989.06	\$3,839,865.71	\$5,191,147.02

U.S. Department of Housing and Urban Development
 Office of Community Planning and Development
 Integrated Disbursement and Information System
 List of Activities By Program Year And Project
 PASCO,WA

REPORT FOR CPD PROGRAM: CDBG
 PGM YR: 2020
 Formula and Competitive Grants only, CARES Act Grants only

Plan Year	IDIS Project	Project	IDIS Activity ID	Activity Name	Activity Status	Program	Funded Amount	Draw Amount	Balance
2020	1	PROGRAM ADMINISTRATION	391	PROGRAM ADMINISTRATION	Completed	CDBG	\$106,532.93	\$106,532.93	\$0.00
		Project Total					\$106,532.93	\$106,532.93	\$0.00
	2	PUBLIC SERVICES	392	CIVIC CENTER RECREATION SPECIALIST	Completed	CDBG	\$13,190.54	\$13,190.54	\$0.00
			393	MLK CENTER RECREATION SPECIALIST	Completed	CDBG	\$20,000.00	\$20,000.00	\$0.00
			394	SENIOR CENTER RECREATION SPECIALIST	Completed	CDBG	\$20,000.00	\$20,000.00	\$0.00
			395	YMCA MLK COMMUNITY CENTER REC PROGRAM	Completed	CDBG	\$11,252.00	\$11,252.00	\$0.00
			396	PASCO RECREATION SCHOLARSHIP	Completed	CDBG	\$111.00	\$111.00	\$0.00
			397	ARC THERAPUTIC RECREATION SCHOLARSHIP	Completed	CDBG	\$5,000.00	\$5,000.00	\$0.00
		Project Total					\$69,553.54	\$69,553.54	\$0.00
	3	ECONOMIC OPPORTUNITIES	398	PASCO SPECIALTY KITCHEN	Open	CDBG	\$104,603.91	\$104,603.91	\$0.00
		Project Total					\$104,603.91	\$104,603.91	\$0.00
	4	DECENT HOUSING	399	COMMUNITY HOUSING IMPROVEMENT MINOR REHAB PROGRAM	Open	CDBG	\$121,007.63	\$18,173.62	\$102,834.01
		Project Total					\$121,007.63	\$18,173.62	\$102,834.01
	6	CODE ENFORCEMENT	400	CODE ENFORCEMENT OFFICER	Completed	CDBG	\$70,000.00	\$70,000.00	\$0.00
		Project Total					\$70,000.00	\$70,000.00	\$0.00
	7	COMMUNITY INFRASTRUCTURE	401	PASCO NEIGHORHOOD BUSINESS DISTRICT IMPROVEMENTS	Open	CDBG	\$398,013.00	\$0.00	\$398,013.00
		Project Total					\$398,013.00	\$0.00	\$398,013.00
	9	CDBG-CV PROGRAM ADMINISTRATION	402	CDBG-CV PROGRAM ADMINISTRATION	Open	CDBG	\$86,833.00	\$25,941.80	\$60,891.20
		Project Total					\$86,833.00	\$25,941.80	\$60,891.20
	10	CDBG-CV BUSINESS ASSISTANCE PROGRAM	403	CDBG-CV SMALL BUSINESS ASSISTANCE	Open	CDBG	\$0.00	\$0.00	\$0.00
			404	CDBG-CV MICROENTERPRISE ASSISTANCE PROGRAM	Open	CDBG	\$347,333.00	\$197,129.30	\$150,203.70
		Project Total					\$347,333.00	\$197,129.30	\$150,203.70
	11	CDBG-CV PUBLIC SERVICE EMERGENCY ASSISTANCE	405	CDBG-CV3 Emergency Assistance for COVID-19	Open	CDBG	\$0.00	\$0.00	\$0.00
			406	CDBG-CV3 Childcare Assistance for COVID-19	Open	CDBG	\$0.00	\$0.00	\$0.00
		Project Total					\$0.00	\$0.00	\$0.00
	Program Total					CDBG	\$1,303,877.01	\$591,935.10	\$711,941.91
	2020 Total						\$1,303,877.01	\$591,935.10	\$711,941.91
	Program Grand Total					CDBG	\$1,303,877.01	\$591,935.10	\$711,941.91
	Grand Total						\$1,303,877.01	\$591,935.10	\$711,941.91



U.S. Department of Housing and Urban Development
 Office of Community Planning and Development
 Integrated Disbursement and Information System
 CDBG Activity Summary Report (GPR) for Program Year 2020
 PASCO

Date: 02-Mar-2021
 Time: 14:43
 Page: 1

PGM Year: 1994
Project: 0002 - CONVERTED CDBG ACTIVITIES
IDIS Activity: 2 - CDBG COMMITTED FUNDS ADJUSTMENT
Status: Open 3/20/2001 12:00:00 AM
Location: ,
Objective:
Outcome:
Matrix Code: Disposition (02) **National Objective:** LMC

Activity to prevent, prepare for, and respond to Coronavirus: No

Initial Funding Date: 01/01/0001

Description:

Financing

	Fund Type	Grant Year	Grant	Funded Amount	Drawn In Program Year	Drawn Thru Program Year
CDBG	EN	Pre-2015		\$2,817,841.76	\$0.00	\$0.00
		1989	B89MC530009		\$0.00	\$299,000.00
		1990	B90MC530009		\$0.00	\$281,000.00
		1991	B91MC530009		\$0.00	\$314,000.00
		1992	B92MC530009		\$0.00	\$339,000.00
		1993	B93MC530009		\$0.00	\$545,000.00
		1994	B94MC530009		\$0.00	\$592,000.00
		1995	B95MC530009		\$0.00	\$447,841.76
		1997	B97MC530009		\$0.00	\$0.00
Total	Total			\$2,817,841.76	\$0.00	\$2,817,841.76

Proposed Accomplishments

Actual Accomplishments

Number assisted:

	Owner		Renter		Total		Person	
	Total	Hispanic	Total	Hispanic	Total	Hispanic	Total	Hispanic
White:	0	0	0	0	0	0		0
Black/African American:	0	0	0	0	0	0	0	0
Asian:	0	0	0	0	0	0	0	0
American Indian/Alaskan Native:	0	0	0	0	0	0	0	0
Native Hawaiian/Other Pacific Islander:	0	0	0	0	0	0	0	0
American Indian/Alaskan Native & White:	0	0	0	0	0	0	0	0
Asian White:	0	0	0	0	0	0	0	0
Black/African American & White:	0	0	0	0	0	0	0	0



U.S. Department of Housing and Urban Development
 Office of Community Planning and Development
 Integrated Disbursement and Information System
 CDBG Activity Summary Report (GPR) for Program Year 2020
 PASCO

Date: 02-Mar-2021
 Time: 14:43
 Page: 2

American Indian/Alaskan Native & Black/African American:	0	0	0	0	0	0	0	0
Other multi-racial:	0	0	0	0	0	0	0	0
Asian/Pacific Islander:	0	0	0	0	0	0	0	0
Hispanic:	0	0	0	0	0	0	0	0
Total:	0	0	0	0	0	0	0	0
Female-headed Households:	0		0		0			

Income Category:

	Owner	Renter	Total	Person
Extremely Low	0	0	0	0
Low Mod	0	0	0	0
Moderate	0	0	0	0
Non Low Moderate	0	0	0	0
Total	0	0	0	0
Percent Low/Mod				

Annual Accomplishments

No data returned for this view. This might be because the applied filter excludes all data.



U.S. Department of Housing and Urban Development
 Office of Community Planning and Development
 Integrated Disbursement and Information System
 CDBG Activity Summary Report (GPR) for Program Year 2020
 PASCO

Date: 02-Mar-2021
 Time: 14:43
 Page: 3

PGM Year: 2014
Project: 0004 - DECENT HOUSING
IDIS Activity: 326 - COMMUNITY HOUSING IMPROVEMENT MINOR REHAB PROGRAM

Status: Open Objective: Provide decent affordable housing
 Location: 1928 W Irving St Pasco, WA 99301-4945 Outcome: Affordability
 Matrix Code: Rehab; Single-Unit Residential (14A) National Objective: LMH

Activity to prevent, prepare for, and respond to Coronavirus: No

Initial Funding Date: 03/28/2015

Description:

CDBG FUNDS PROVIDE EMERGENCY HOUSEHOLD REPAIRS, MINOR REHAB, ENERGY EFFICIENT UPGRADES AND HAZARDOUS MATERIAL REMOVAL FOR LOW TO MODERATE INCOME HOUSEHOLDS.

Financing

	Fund Type	Grant Year	Grant	Funded Amount	Drawn In Program Year	Drawn Thru Program Year
CDBG	EN	Pre-2015		\$49,323.71	\$0.00	\$0.00
		2014	B14MC530009		\$0.00	\$49,323.71
		2016	B16MC530009	\$3,695.15	\$75.92	\$3,468.36
		2017	B17MC530009	\$10,476.29	\$0.00	\$8,064.18
	PI		\$200.00	\$0.00	\$200.00	
Total	Total			\$63,695.15	\$75.92	\$61,056.25

Proposed Accomplishments

Housing Units : 3

Actual Accomplishments

Number assisted:

	Owner		Renter		Total		Person	
	Total	Hispanic	Total	Hispanic	Total	Hispanic	Total	Hispanic
White:	3	0	0	0	3	0	0	0
Black/African American:	0	0	0	0	0	0	0	0
Asian:	0	0	0	0	0	0	0	0
American Indian/Alaskan Native:	0	0	0	0	0	0	0	0
Native Hawaiian/Other Pacific Islander:	0	0	0	0	0	0	0	0
American Indian/Alaskan Native & White:	0	0	0	0	0	0	0	0
Asian White:	0	0	0	0	0	0	0	0
Black/African American & White:	0	0	0	0	0	0	0	0
American Indian/Alaskan Native & Black/African American:	0	0	0	0	0	0	0	0



U.S. Department of Housing and Urban Development
 Office of Community Planning and Development
 Integrated Disbursement and Information System
 CDBG Activity Summary Report (GPR) for Program Year 2020
 PASCO

Date: 02-Mar-2021
 Time: 14:43
 Page: 4

Other multi-racial:	0	0	0	0	0	0	0	0
Asian/Pacific Islander:	0	0	0	0	0	0	0	0
Hispanic:	0	0	0	0	0	0	0	0
Total:	3	0	0	0	3	0	0	0
Female-headed Households:	1		0		1			

Income Category:

	Owner	Renter	Total	Person
Extremely Low	3	0	3	0
Low Mod	0	0	0	0
Moderate	0	0	0	0
Non Low Moderate	0	0	0	0
Total	3	0	3	0
Percent Low/Mod	100.0%		100.0%	

Annual Accomplishments

Years	Accomplishment Narrative	# Benefitting
2016	As of Q3-2016, no activity is being reported as pending. The City took responsibility for completing this activity from the subrecipient at the end of 2016.	
2017	Five applications were reviewed for eligibility, three very low income households were approved for rehabilitation and construction began late 2017. All three projects are expected to be completed in the first quarter of 2018.	
2018	One rehabilitation was completed in March 2018, two rehabilitations were nearly complete as of the end of 2018. Property owners solicited proposals for electrical remaining to be completed. These activities are reported in 2018.	



U.S. Department of Housing and Urban Development
 Office of Community Planning and Development
 Integrated Disbursement and Information System
 CDBG Activity Summary Report (GPR) for Program Year 2020
 PASCO

Date: 02-Mar-2021
 Time: 14:43
 Page: 5

PGM Year: 2016
Project: 0003 - ECONOMIC OPPORTUNITIES
IDIS Activity: 353 - FACADE IMPROVEMENT PROGRAM

Status: Open
 Location: 403 W Lewis St Suite A Pasco, WA 99301-5643

Objective: Create economic opportunities
 Outcome: Sustainability
 Matrix Code: Rehab; Publicly or Privately-Owned Commercial/Industrial (14E) National Objective: LMA

Activity to prevent, prepare for, and respond to Coronavirus: No

Initial Funding Date: 09/26/2016

Description:

CDBG funds are requested for facade improvements in the downtown Pasco revitalization area. Install awnings, patch/repair surface area, and replace signage. (\$40,000)

Financing

	Fund Type	Grant Year	Grant	Funded Amount	Drawn In Program Year	Drawn Thru Program Year
CDBG	EN	2016	B16MC530009	\$39,790.00	\$144.54	\$20,450.33
	PI			\$210.00	\$0.00	\$210.00
Total	Total			\$40,000.00	\$144.54	\$20,660.33

Proposed Accomplishments

Businesses : 2
 Total Population in Service Area: 5,810
 Census Tract Percent Low / Mod: 73.75

Annual Accomplishments

Years	Accomplishment Narrative	# Benefitting
2017	One application was received for facade improvement late 2017. The project is expected to be approved and completed early 2018.	
2018	Two new facade improvement applications were received in 2018. A total of two projects have made it through underwriting, one has been approved for construction in the spring of 2019. The second application is awaiting design review committee approval but is also expected to be completed spring of 2019.	
2019	In 2019, two facades were approved and began construction. Due to supply problems for glaziers, both projects were delayed until the end of the year. The remaining construction will be completed in 2020. One new application was received for review.	



U.S. Department of Housing and Urban Development
 Office of Community Planning and Development
 Integrated Disbursement and Information System
 CDBG Activity Summary Report (GPR) for Program Year 2020
 PASCO

Date: 02-Mar-2021
 Time: 14:43
 Page: 6

PGM Year: 2016
Project: 0005 - PUBLIC FACILITY IMPROVEMENTS
IDIS Activity: 357 - PEANUTS PARK RENOVATION 1

Status: Open
 Location: 109 S 4th Ave Pasco, WA 99301-5507

Objective: Create suitable living environments
 Outcome: Sustainability
 Matrix Code: Parks, Recreational Facilities (03F) National Objective: LMA

Activity to prevent, prepare for, and respond to Coronavirus: No

Initial Funding Date: 02/13/2017

Description:

CDBG funds are requested for Peanuts Park restoration design documents phase I.
 (\$125,000)

Financing

	Fund Type	Grant Year	Grant	Funded Amount	Drawn In Program Year	Drawn Thru Program Year
CDBG	EN	2016	B16MC530009	\$125,000.00	\$0.00	\$125,000.00
		2017	B17MC530009	\$37,319.00	\$4,290.94	\$4,290.94
		2018	B18MC530009	\$25,287.73	\$0.00	\$0.00
	PI			\$21,309.27	\$21,309.27	\$21,309.27
Total	Total			\$208,916.00	\$25,600.21	\$150,600.21

Proposed Accomplishments

Total Population in Service Area: 27,330
 Census Tract Percent Low / Mod: 74.62

Annual Accomplishments

Years	Accomplishment Narrative	# Benefitting
2016	During 2016, environmental review completed, master plan in process, prepare scope of services for design work in process.	
2017	During 2017, master plan completed, pre-design investigations and topographic survey completed. In October 2017, the city advertised for Design Services, currently in contract negotiations with a consultant for the design of the park.	
2018	During 2018, A/E design work is 60% complete. Total CDBG funds expended on this multi-year project is \$258,426 to date.	



U.S. Department of Housing and Urban Development
 Office of Community Planning and Development
 Integrated Disbursement and Information System
 CDBG Activity Summary Report (GPR) for Program Year 2020
 PASCO

Date: 02-Mar-2021
 Time: 14:43
 Page: 7

PGM Year: 2017
Project: 0005 - PUBLIC FACILITY IMPROVEMENTS
IDIS Activity: 367 - PEANUTS PARK RENOVATION 2

Status: Open
 Location: 109 S 4th Ave Pasco, WA 99301-5507

Objective: Create suitable living environments
 Outcome: Sustainability
 Matrix Code: Parks, Recreational Facilities (03F) National Objective: LMA

Activity to prevent, prepare for, and respond to Coronavirus: No

Initial Funding Date: 10/06/2017

Description:

CDBG funds are requested for continuing the multi-year Peanuts Park restoration project Phase 2 design documents. Funds are used to redesign the Farmer's Market Pavilion. Construction includes replacement of existing curb, gutter, sidewalk, accessibility improvements, and replacement of aging watersewer lines. (\$476,145)

Financing

	Fund Type	Grant Year	Grant	Funded Amount	Drawn In Program Year	Drawn Thru Program Year
CDBG	EN	2017	B17MC530009	\$434,300.46	\$21,074.69	\$375,984.05
	PI			\$4,525.54	\$4,525.54	\$4,525.54
Total	Total			\$438,826.00	\$25,600.23	\$380,509.59

Proposed Accomplishments

Total Population in Service Area: 27,330
 Census Tract Percent Low / Mod: 74.62

Annual Accomplishments

Years	Accomplishment Narrative	# Benefitting
2017	CDBG funds are requested for rehabilitation of Peanuts Park facility which includes the Pasco Farmer's Market, is within the Downtown Revitalization Area (26955 people), and includes Longfellow and Museum neighborhoods, East Pasco and the Pasco central core 75.22% LMI.	



U.S. Department of Housing and Urban Development
 Office of Community Planning and Development
 Integrated Disbursement and Information System
 CDBG Activity Summary Report (GPR) for Program Year 2020
 PASCO

Date: 02-Mar-2021
 Time: 14:43
 Page: 8

PGM Year: 2018
Project: 0004 - DECENT HOUSING
IDIS Activity: 375 - COMMUNITY HOUSING IMPROVEMENT MINOR REHAB PROGRAM

Status: Open Objective: Provide decent affordable housing
 Location: 525 N 3rd Ave Pasco, WA 99301-5320 Outcome: Affordability
 Matrix Code: Rehab; Single-Unit Residential (14A) National Objective: LMH

Activity to prevent, prepare for, and respond to Coronavirus: No

Initial Funding Date: 10/22/2018

Description:

CDBG funds provide minor rehabilitation, emergency repairs and/or construction of wheelchair ramps or bathroom accessibility remodels for very low to low income households. This population includes frail, elderly and disabled (City-wide). It is estimated that 3 households, typically very low income will be assisted.(\$105,470)

Financing

	Fund Type	Grant Year	Grant	Funded Amount	Drawn In Program Year	Drawn Thru Program Year
CDBG	EN	2018	B18MC530009	\$105,470.00	\$144.54	\$8,380.71
Total	Total			\$105,470.00	\$144.54	\$8,380.71

Proposed Accomplishments

Housing Units : 3

Actual Accomplishments

Number assisted:

	Owner		Renter		Total		Person	
	Total	Hispanic	Total	Hispanic	Total	Hispanic	Total	Hispanic
White:	0	0	0	0	0	0		0
Black/African American:	0	0	0	0	0	0	0	0
Asian:	0	0	0	0	0	0	0	0
American Indian/Alaskan Native:	0	0	0	0	0	0	0	0
Native Hawaiian/Other Pacific Islander:	0	0	0	0	0	0	0	0
American Indian/Alaskan Native & White:	0	0	0	0	0	0	0	0
Asian White:	0	0	0	0	0	0	0	0
Black/African American & White:	0	0	0	0	0	0	0	0
American Indian/Alaskan Native & Black/African American:	0	0	0	0	0	0	0	0
Other multi-racial:	0	0	0	0	0	0	0	0
Asian/Pacific Islander:	0	0	0	0	0	0	0	0
Hispanic:	0	0	0	0	0	0	0	0



U.S. Department of Housing and Urban Development
 Office of Community Planning and Development
 Integrated Disbursement and Information System
 CDBG Activity Summary Report (GPR) for Program Year 2020
 PASCO

Date: 02-Mar-2021
 Time: 14:43
 Page: 9

Total: 0 0 0 0 0 0 0 0

Female-headed Households: 0 0 0 0

Income Category:

	Owner	Renter	Total	Person
Extremely Low	0	0	0	0
Low Mod	0	0	0	0
Moderate	0	0	0	0
Non Low Moderate	0	0	0	0
Total	0	0	0	0
Percent Low/Mod				

Annual Accomplishments

Years	Accomplishment Narrative	# Benefitting
2018	CDBG funds provide for rehabilitation of owner occupied housing. In 2018, four (4) applications were received and reviewed for eligibility. One very low income household was approved for rehabilitation and construction began late 2018. One application is still under review for approval.	



U.S. Department of Housing and Urban Development
 Office of Community Planning and Development
 Integrated Disbursement and Information System
 CDBG Activity Summary Report (GPR) for Program Year 2020
 PASCO

Date: 02-Mar-2021
 Time: 14:43
 Page: 10

PGM Year: 2018
Project: 0005 - PUBLIC FACILITY IMPROVEMENTS
IDIS Activity: 377 - PEANUTS PARK RENOVATION 3

Status: Open
 Location: 109 S 4th Ave Pasco, WA 99301-5507

Objective: Create suitable living environments
 Outcome: Availability/accessibility
 Matrix Code: Parks, Recreational Facilities (03F) National Objective: LMA

Activity to prevent, prepare for, and respond to Coronavirus: No

Initial Funding Date: 10/22/2018

Description:

CDBG funds are requested for continuing the multi-year Peanuts Park restoration project Phase 3 design documents. Funds are used to redesign the Farmer's Market Pavilion. Construction includes replacement of existing curb, gutter, sidewalk, accessibility improvements, and replacement of aging watersewer lines.(\$256,295)

Financing

	Fund Type	Grant Year	Grant	Funded Amount	Drawn In Program Year	Drawn Thru Program Year
CDBG	EN	2018	B18MC530009	\$209,698.00	\$25,600.27	\$151,382.10
Total	Total			\$209,698.00	\$25,600.27	\$151,382.10

Proposed Accomplishments

Total Population in Service Area: 27,330
 Census Tract Percent Low / Mod: 74.62

Annual Accomplishments

Years	Accomplishment Narrative	# Benefitting
2018	During 2016, environmental review completed, master plan in process, prepare scope of services for design work in process. During 2017, master plan completed, pre-design investigations and topographic survey completed. In October 2017, the city advertised for Design Services, currently in contract negotiations with a consultant for the design of the park. During 2018, A/E design work is 60% complete. Total CDBG funds expended on this multi-year project is \$258,426 through 2018. During 2019, A/E design work is 60-90% complete. Contract is extended to 12/31/2020.	



U.S. Department of Housing and Urban Development
 Office of Community Planning and Development
 Integrated Disbursement and Information System
 CDBG Activity Summary Report (GPR) for Program Year 2020
 PASCO

Date: 02-Mar-2021
 Time: 14:43
 Page: 11

PGM Year: 2019
Project: 0003 - ECONOMIC OPPORTUNITIES
IDIS Activity: 384 - PASCO SPECIALTY KITCHEN
Status: Open
Location: 110 S 4th Ave Pasco, WA 99301-5507
Objective: Create economic opportunities
Outcome: Availability/accessibility
Matrix Code: ED Technical Assistance (18B) **National Objective:** LMJ

Activity to prevent, prepare for, and respond to Coronavirus: No

Initial Funding Date: 07/30/2019

Description:

CDBG funds provide for continued operations of the Pasco Specialty Kitchen, a certified commercial incubator kitchen. By providing technical support to small food-related businesses the Pasco Specialty Kitchen improves their success rate by helping them to establish and achieve their goals. In consideration for technical assistance, the startup businesses agree to make jobs created available to low-to-moderate income persons in Pasco (Census Tract 202). (\$57,500)

Financing

	Fund Type	Grant Year	Grant	Funded Amount	Drawn In Program Year	Drawn Thru Program Year
CDBG	EN	2019	B19MC530009	\$56,710.55	\$56,710.55	\$56,710.55
	PI			\$47,390.08	\$47,390.08	\$47,390.08
Total	Total			\$104,100.63	\$104,100.63	\$104,100.63

Proposed Accomplishments

Jobs : 14

Actual Accomplishments

Number assisted:

	Owner		Renter		Total		Person	
	Total	Hispanic	Total	Hispanic	Total	Hispanic	Total	Hispanic
White:	0	0	0	0	0	0	15	12
Black/African American:	0	0	0	0	0	0	0	0
Asian:	0	0	0	0	0	0	0	0
American Indian/Alaskan Native:	0	0	0	0	0	0	3	3
Native Hawaiian/Other Pacific Islander:	0	0	0	0	0	0	0	0
American Indian/Alaskan Native & White:	0	0	0	0	0	0	0	0
Asian White:	0	0	0	0	0	0	0	0
Black/African American & White:	0	0	0	0	0	0	0	0
American Indian/Alaskan Native & Black/African American:	0	0	0	0	0	0	0	0
Other multi-racial:	0	0	0	0	0	0	0	0
Asian/Pacific Islander:	0	0	0	0	0	0	0	0



U.S. Department of Housing and Urban Development
 Office of Community Planning and Development
 Integrated Disbursement and Information System
 CDBG Activity Summary Report (GPR) for Program Year 2020
 PASCO

Date: 02-Mar-2021
 Time: 14:43
 Page: 12

Hispanic:	0	0	0	0	0	0	0	0	0
Total:	0	0	0	0	0	0	0	18	15
Female-headed Households:	0		0		0				

Income Category:

	Owner	Renter	Total	Person
Extremely Low	0	0	0	5
Low Mod	0	0	0	5
Moderate	0	0	0	2
Non Low Moderate	0	0	0	6
Total	0	0	0	18
Percent Low/Mod				66.7%

Annual Accomplishments

Years	Accomplishment Narrative	# Benefitting
2019	CDBG funds provide for wages, salaries and benefits for Technical Assistance at the Pasco Specialty Kitchen, a certified commercial incubator kitchen. By providing technical assistance to small startup food-related businesses the Pasco Specialty Kitchen improves their success rate by helping them to establish and achieve their goals. In consideration for technical assistance, the startup businesses agree to create and/or make jobs available to low-to-moderate income persons. In 2019, four (4) new business received assistance this reporting period and become active clients at the kitchen, 14 new FTE jobs were reported as created, 51.85% are held by low-mod individuals, 18 individuals were assisted with jobs through this program 66.7% are low-moderate income.	



U.S. Department of Housing and Urban Development
 Office of Community Planning and Development
 Integrated Disbursement and Information System
 CDBG Activity Summary Report (GPR) for Program Year 2020
 PASCO

Date: 02-Mar-2021
 Time: 14:43
 Page: 13

PGM Year: 2019
Project: 0007 - COMMUNITY INFRASTRUCTURE
IDIS Activity: 388 - PASCO NEIGHORHOOD BUSINESS DISTRICT IMPROVEMENTS

Status: Open Objective: Create suitable living environments
 Location: 525 N 3rd Ave Pasco, WA 99301-5320 Outcome: Availability/accessibility
 Matrix Code: Sidewalks (03L) National Objective: LMA

Activity to prevent, prepare for, and respond to Coronavirus: No

Initial Funding Date: 02/22/2020

Description:

CDBG funds are requested for multi-year project to improve pedestrian safety and disability access in downtown Pasco Neighborhood Business District in the vicinity of 4th and Lewis-- between 2nd and 4th Avenues, and Clark and Columbia Streets.(LMA 1922530080 63.91%) (\$144,500)

Financing

	Fund Type	Grant Year	Grant	Funded Amount	Drawn In Program Year	Drawn Thru Program Year
CDBG	EN	2019	B19MC530009	\$148,840.00	\$3,365.83	\$3,516.56
Total	Total			\$148,840.00	\$3,365.83	\$3,516.56

Proposed Accomplishments

Total Population in Service Area: 5,810
 Census Tract Percent Low / Mod: 73.75

Annual Accomplishments

No data returned for this view. This might be because the applied filter excludes all data.



U.S. Department of Housing and Urban Development
 Office of Community Planning and Development
 Integrated Disbursement and Information System
 CDBG Activity Summary Report (GPR) for Program Year 2020
 PASCO

Date: 02-Mar-2021
 Time: 14:43
 Page: 14

PGM Year: 2019
Project: 0008 - SECTION 108 GUARANTEED LOAN PROGRAM
IDIS Activity: 390 - SECTION 108 PLANNED DEBT REPAYMENT
Status: Open
Location: ,
Objective:
Outcome:
Matrix Code: Planned Repayment of Section 108 Loan Principal (19F) **National Objective:**

Activity to prevent, prepare for, and respond to Coronavirus: No

Initial Funding Date: 09/04/2020

Description:

Financing

	Fund Type	Grant Year	Grant	Funded Amount	Drawn In Program Year	Drawn Thru Program Year
CDBG	EN	2020	B20MW530009	\$200,000.00	\$0.00	\$0.00
Total	Total			\$200,000.00	\$0.00	\$0.00

Proposed Accomplishments

Actual Accomplishments

Number assisted:

	Owner		Renter		Total		Person	
	Total	Hispanic	Total	Hispanic	Total	Hispanic	Total	Hispanic
White:					0	0		
Black/African American:					0	0		
Asian:					0	0		
American Indian/Alaskan Native:					0	0		
Native Hawaiian/Other Pacific Islander:					0	0		
American Indian/Alaskan Native & White:					0	0		
Asian White:					0	0		
Black/African American & White:					0	0		
American Indian/Alaskan Native & Black/African American:					0	0		
Other multi-racial:					0	0		
Asian/Pacific Islander:					0	0		
Hispanic:					0	0		
Total:	0	0	0	0	0	0	0	0
Female-headed Households:					0			



U.S. Department of Housing and Urban Development
Office of Community Planning and Development
Integrated Disbursement and Information System
CDBG Activity Summary Report (GPR) for Program Year 2020
PASCO

Date: 02-Mar-2021

Time: 14:43

Page: 15

Income Category:

	Owner	Renter	Total	Person
Extremely Low			0	
Low Mod			0	
Moderate			0	
Non Low Moderate			0	
Total	0	0	0	0
Percent Low/Mod				

Annual Accomplishments

No data returned for this view. This might be because the applied filter excludes all data.



U.S. Department of Housing and Urban Development
 Office of Community Planning and Development
 Integrated Disbursement and Information System
 CDBG Activity Summary Report (GPR) for Program Year 2020
 PASCO

Date: 02-Mar-2021
 Time: 14:43
 Page: 16

PGM Year: 2020
Project: 0001 - PROGRAM ADMINISTRATION
IDIS Activity: 391 - PROGRAM ADMINISTRATION
Status: Completed 12/31/2020 12:00:00 AM
Location: ,
Objective:
Outcome:
Matrix Code: General Program Administration (21A) **National Objective:**

Activity to prevent, prepare for, and respond to Coronavirus: No

Initial Funding Date: 09/04/2020

Description:

CDBG funds provide for salary and benefits for the Block Grant Administrator to plan, administer and provide for the successful delivery of housing, community development and economic activities.
 The City receives funds for CDBG, HOME and NSP activities.
 The Block Grant Administrator ensures compliance with local, state and federal rules, regulations and laws for programs that primarily benefit low to moderate income people in Pasco. (\$140,000)

Financing

	Fund Type	Grant Year	Grant	Funded Amount	Drawn In Program Year	Drawn Thru Program Year
CDBG	EN	2020	B20MW530009	\$106,532.93	\$106,532.93	\$106,532.93
Total	Total			\$106,532.93	\$106,532.93	\$106,532.93

Proposed Accomplishments

Actual Accomplishments

Number assisted:

	Owner		Renter		Total		Person	
	Total	Hispanic	Total	Hispanic	Total	Hispanic	Total	Hispanic
White:					0	0		
Black/African American:					0	0		
Asian:					0	0		
American Indian/Alaskan Native:					0	0		
Native Hawaiian/Other Pacific Islander:					0	0		
American Indian/Alaskan Native & White:					0	0		
Asian White:					0	0		
Black/African American & White:					0	0		
American Indian/Alaskan Native & Black/African American:					0	0		
Other multi-racial:					0	0		
Asian/Pacific Islander:					0	0		
Hispanic:					0	0		



U.S. Department of Housing and Urban Development
 Office of Community Planning and Development
 Integrated Disbursement and Information System
 CDBG Activity Summary Report (GPR) for Program Year 2020
 PASCO

Date: 02-Mar-2021
 Time: 14:43
 Page: 17

Total: 0 0 0 0 0 0 0 0

Female-headed Households: 0

Income Category:

	Owner	Renter	Total	Person
Extremely Low			0	
Low Mod			0	
Moderate			0	
Non Low Moderate			0	
Total	0	0	0	0
Percent Low/Mod				

Annual Accomplishments

No data returned for this view. This might be because the applied filter excludes all data.



U.S. Department of Housing and Urban Development
 Office of Community Planning and Development
 Integrated Disbursement and Information System
 CDBG Activity Summary Report (GPR) for Program Year 2020
 PASCO

Date: 02-Mar-2021
 Time: 14:43
 Page: 18

PGM Year: 2020
Project: 0002 - PUBLIC SERVICES
IDIS Activity: 392 - CIVIC CENTER RECREATION SPECIALIST

Status: Completed 12/31/2020 12:00:00 AM
 Location: 525 N 3rd Ave Pasco, WA 99301-5320

Objective: Create suitable living environments
 Outcome: Availability/accessibility
 Matrix Code: Other Public Services Not Listed in 05A-05Y, 03T (05Z) National Objective: LMA

Activity to prevent, prepare for, and respond to Coronavirus: No

Initial Funding Date: 09/04/2020

Description:

CDBG funds provide a portion of the salary and benefits for recreation specialist at the Youth Civic Center. This facility's program is to provide recreation programs for youth at risk and families in low-to-moderate income Census Tract (202). (\$20,000)

Financing

	Fund Type	Grant Year	Grant	Funded Amount	Drawn In Program Year	Drawn Thru Program Year
CDBG	EN	2020	B20MW530009	\$13,190.54	\$13,190.54	\$13,190.54
Total	Total			\$13,190.54	\$13,190.54	\$13,190.54

Proposed Accomplishments

People (General) : 16,300
 Total Population in Service Area: 16,300
 Census Tract Percent Low / Mod: 65.25

Annual Accomplishments

Years	Accomplishment Narrative	# Benefitting
2020	CDBG funds provided a portion of the salary and benefits for recreation specialist at the Civic Center. This facility's program is to provide recreation programs for at risk youth and families (16300 people) in the immediate service area, 65.25% are LMI.	



U.S. Department of Housing and Urban Development
 Office of Community Planning and Development
 Integrated Disbursement and Information System
 CDBG Activity Summary Report (GPR) for Program Year 2020
 PASCO

Date: 02-Mar-2021
 Time: 14:43
 Page: 19

PGM Year: 2020
Project: 0002 - PUBLIC SERVICES
IDIS Activity: 393 - MLK CENTER RECREATION SPECIALIST

Status: Completed 12/31/2020 12:00:00 AM
 Location: 205 S Wehe Ave Pasco, WA 99301-4351

Objective: Create suitable living environments
 Outcome: Availability/accessibility
 Matrix Code: Other Public Services Not Listed in 05A-05Y, 03T (05Z) National Objective: LMA

Activity to prevent, prepare for, and respond to Coronavirus: No

Initial Funding Date: 09/04/2020

Description:

CDBG funds provide a portion of the salary and benefits for recreation specialist to oversee activities at the Martin Luther King Center. This facility's program is coordinated with the YMCA, Salvation Army and Campfire USA, who all collaborate to provide education and physical activities to school age children. (\$20,000)

Financing

	Fund Type	Grant Year	Grant	Funded Amount	Drawn In Program Year	Drawn Thru Program Year
CDBG	EN	2020	B20MW530009	\$20,000.00	\$20,000.00	\$20,000.00
Total	Total			\$20,000.00	\$20,000.00	\$20,000.00

Proposed Accomplishments

People (General) : 29,475
 Total Population in Service Area: 29,475
 Census Tract Percent Low / Mod: 64.50

Annual Accomplishments

Years	Accomplishment Narrative	# Benefitting
2020	CDBG funds provided a portion of the salary and benefits for recreation specialist at the Martin Luther King Center. This facility's program is coordinated with the UMCA, Salvation Army and Campfire USA, who all collaborate to provide education and physical activities to school age children and families (29475 people) in the Kurtzman neighborhood service area 64.50% are LMI.	



U.S. Department of Housing and Urban Development
 Office of Community Planning and Development
 Integrated Disbursement and Information System
 CDBG Activity Summary Report (GPR) for Program Year 2020
 PASCO

Date: 02-Mar-2021
 Time: 14:43
 Page: 20

PGM Year: 2020
Project: 0002 - PUBLIC SERVICES
IDIS Activity: 394 - SENIOR CENTER RECREATION SPECIALIST

Status: Completed 12/31/2020 12:00:00 AM Objective: Create suitable living environments
 Location: 535 N 3rd Ave Pasco, WA 99301-5320 Outcome: Availability/accessibility
 Matrix Code: Senior Services (05A) National Objective: LMC

Activity to prevent, prepare for, and respond to Coronavirus: No

Initial Funding Date: 10/12/2020

Description:

CDBG funds provide a portion of the salary and benefits for recreation specialist to oversee and operate program at Pasco's senior center. This facility's program provides supervision and leadership necessary for programs serving the elderly of Pasco with support services, nutrition, health and living skills support. (\$20,000)

Financing

	Fund Type	Grant Year	Grant	Funded Amount	Drawn In Program Year	Drawn Thru Program Year
CDBG	EN	2020	B20MW530009	\$20,000.00	\$20,000.00	\$20,000.00
Total	Total			\$20,000.00	\$20,000.00	\$20,000.00

Proposed Accomplishments

People (General) : 1,000

Actual Accomplishments

Number assisted:

	Owner		Renter		Total		Person	
	Total	Hispanic	Total	Hispanic	Total	Hispanic	Total	Hispanic
White:	0	0	0	0	0	0	117	10
Black/African American:	0	0	0	0	0	0	2	0
Asian:	0	0	0	0	0	0	1	0
American Indian/Alaskan Native:	0	0	0	0	0	0	0	0
Native Hawaiian/Other Pacific Islander:	0	0	0	0	0	0	0	0
American Indian/Alaskan Native & White:	0	0	0	0	0	0	0	0
Asian White:	0	0	0	0	0	0	0	0
Black/African American & White:	0	0	0	0	0	0	0	0
American Indian/Alaskan Native & Black/African American:	0	0	0	0	0	0	0	0
Other multi-racial:	0	0	0	0	0	0	0	0
Asian/Pacific Islander:	0	0	0	0	0	0	0	0
Hispanic:	0	0	0	0	0	0	0	0



U.S. Department of Housing and Urban Development
 Office of Community Planning and Development
 Integrated Disbursement and Information System
 CDBG Activity Summary Report (GPR) for Program Year 2020
 PASCO

Date: 02-Mar-2021
 Time: 14:43
 Page: 21

Total: 0 0 0 0 0 0 120 10

Female-headed Households: 0 0 0 0

Income Category:

	Owner	Renter	Total	Person
Extremely Low	0	0	0	54
Low Mod	0	0	0	48
Moderate	0	0	0	18
Non Low Moderate	0	0	0	0
Total	0	0	0	120
Percent Low/Mod				100.0%

Annual Accomplishments

Years	Accomplishment Narrative	# Benefitting
2020	CDBG funds provide a portion of the salary and benefits for recreation specialist to oversee and operate programs at Pasco's Senior Center. This facility's program provides programs serving the elderly of Pasco with support services, nutrition, health and living skills support (served: 120)	



U.S. Department of Housing and Urban Development
 Office of Community Planning and Development
 Integrated Disbursement and Information System
 CDBG Activity Summary Report (GPR) for Program Year 2020
 PASCO

Date: 02-Mar-2021
 Time: 14:43
 Page: 22

PGM Year: 2020
Project: 0002 - PUBLIC SERVICES
IDIS Activity: 395 - YMCA MLK COMMUNITY CENTER REC PROGRAM

Status: Completed 12/31/2020 12:00:00 AM
 Location: 205 S Wehe Ave Pasco, WA 99301-4351

Objective: Create suitable living environments
 Outcome: Availability/accessibility
 Matrix Code: Other Public Services Not Listed in 05A-05Y, 03T (05Z) National Objective: LMA

Activity to prevent, prepare for, and respond to Coronavirus: No

Initial Funding Date: 09/04/2020

Description:

CDBG funds provide recreation programs at the Martin Luther King Center. This facility's program is coordinated with the YMCA, Salvation Army and Campfire USA, who all collaborate to provide education and physical activities to school age children and adult activities.
 (\$20,000)

Financing

	Fund Type	Grant Year	Grant	Funded Amount	Drawn In Program Year	Drawn Thru Program Year
CDBG	EN	2020	B20MW530009	\$11,252.00	\$11,252.00	\$11,252.00
Total	Total			\$11,252.00	\$11,252.00	\$11,252.00

Proposed Accomplishments

People (General) : 29,475
 Total Population in Service Area: 29,475
 Census Tract Percent Low / Mod: 64.50

Annual Accomplishments

Years	Accomplishment Narrative	# Benefitting
2020	CDBG funds provided funds for activities at the MLK Center in the first quarter.	



U.S. Department of Housing and Urban Development
 Office of Community Planning and Development
 Integrated Disbursement and Information System
 CDBG Activity Summary Report (GPR) for Program Year 2020
 PASCO

Date: 02-Mar-2021
 Time: 14:43
 Page: 23

PGM Year: 2020
Project: 0002 - PUBLIC SERVICES
IDIS Activity: 396 - PASCO RECREATION SCHOLARSHIP

Status: Completed 12/31/2020 12:00:00 AM Objective: Create suitable living environments
 Location: 525 N 3rd Ave Pasco, WA 99301-5320 Outcome: Availability/accessibility
 Matrix Code: Youth Services (05D) National Objective: LMC

Activity to prevent, prepare for, and respond to Coronavirus: No

Initial Funding Date: 09/04/2020

Description:

CDBG funds provide funds to scholarships for low-income youth participate in recreation programs.
 (\$4,000)

Financing

	Fund Type	Grant Year	Grant	Funded Amount	Drawn In Program Year	Drawn Thru Program Year
CDBG	EN	2020	B20MW530009	\$111.00	\$111.00	\$111.00
Total	Total			\$111.00	\$111.00	\$111.00

Proposed Accomplishments

People (General) : 230

Actual Accomplishments

Number assisted:

	Owner		Renter		Total		Person	
	Total	Hispanic	Total	Hispanic	Total	Hispanic	Total	Hispanic
White:	0	0	0	0	0	0	3	3
Black/African American:	0	0	0	0	0	0	0	0
Asian:	0	0	0	0	0	0	0	0
American Indian/Alaskan Native:	0	0	0	0	0	0	0	0
Native Hawaiian/Other Pacific Islander:	0	0	0	0	0	0	0	0
American Indian/Alaskan Native & White:	0	0	0	0	0	0	0	0
Asian White:	0	0	0	0	0	0	0	0
Black/African American & White:	0	0	0	0	0	0	0	0
American Indian/Alaskan Native & Black/African American:	0	0	0	0	0	0	0	0
Other multi-racial:	0	0	0	0	0	0	0	0
Asian/Pacific Islander:	0	0	0	0	0	0	0	0
Hispanic:	0	0	0	0	0	0	0	0
Total:	0	0	0	0	0	0	3	3



U.S. Department of Housing and Urban Development
 Office of Community Planning and Development
 Integrated Disbursement and Information System
 CDBG Activity Summary Report (GPR) for Program Year 2020
 PASCO

Date: 02-Mar-2021
 Time: 14:43
 Page: 24

Female-headed Households: 0 0 0

Income Category:

	Owner	Renter	Total	Person
Extremely Low	0	0	0	0
Low Mod	0	0	0	3
Moderate	0	0	0	0
Non Low Moderate	0	0	0	0
Total	0	0	0	3
Percent Low/Mod				100.0%

Annual Accomplishments

Years	Accomplishment Narrative	# Benefiting
2020	CDBG funds provide scholarships for low-moderate income youth to participate in local recreation programs.	



U.S. Department of Housing and Urban Development
 Office of Community Planning and Development
 Integrated Disbursement and Information System
 CDBG Activity Summary Report (GPR) for Program Year 2020
 PASCO

Date: 02-Mar-2021
 Time: 14:43
 Page: 25

PGM Year: 2020
Project: 0002 - PUBLIC SERVICES
IDIS Activity: 397 - ARC THERAPUTIC RECREATION SCHOLARSHIP

Status: Completed 12/31/2020 12:00:00 AM Objective: Create suitable living environments
 Location: 1455 Fowler St Richland, WA 99352-4717 Outcome: Availability/accessibility
 Matrix Code: Services for Persons with Disabilities National Objective: LMC
 (05B)

Activity to prevent, prepare for, and respond to Coronavirus: No

Initial Funding Date: 10/12/2020

Description:

CDBG funds provide scholarships for disabled adults to participate in therapeutic recreation programs.
 (\$5,000)

Financing

	Fund Type	Grant Year	Grant	Funded Amount	Drawn In Program Year	Drawn Thru Program Year
CDBG	EN	2020	B20MW530009	\$5,000.00	\$5,000.00	\$5,000.00
Total	Total			\$5,000.00	\$5,000.00	\$5,000.00

Proposed Accomplishments

People (General) : 20

Actual Accomplishments

Number assisted:

	Owner		Renter		Total		Person	
	Total	Hispanic	Total	Hispanic	Total	Hispanic	Total	Hispanic
White:	0	0	0	0	0	0	17	6
Black/African American:	0	0	0	0	0	0	0	0
Asian:	0	0	0	0	0	0	0	0
American Indian/Alaskan Native:	0	0	0	0	0	0	0	0
Native Hawaiian/Other Pacific Islander:	0	0	0	0	0	0	0	0
American Indian/Alaskan Native & White:	0	0	0	0	0	0	0	0
Asian White:	0	0	0	0	0	0	0	0
Black/African American & White:	0	0	0	0	0	0	0	0
American Indian/Alaskan Native & Black/African American:	0	0	0	0	0	0	0	0
Other multi-racial:	0	0	0	0	0	0	0	0
Asian/Pacific Islander:	0	0	0	0	0	0	0	0
Hispanic:	0	0	0	0	0	0	0	0
Total:	0	0	0	0	0	0	17	6



U.S. Department of Housing and Urban Development
 Office of Community Planning and Development
 Integrated Disbursement and Information System
 CDBG Activity Summary Report (GPR) for Program Year 2020
 PASCO

Date: 02-Mar-2021
 Time: 14:43
 Page: 26

Female-headed Households: 0 0 0

Income Category:

	Owner	Renter	Total	Person
Extremely Low	0	0	0	0
Low Mod	0	0	0	0
Moderate	0	0	0	17
Non Low Moderate	0	0	0	0
Total	0	0	0	17
Percent Low/Mod				100.0%

Annual Accomplishments

Years	Accomplishment Narrative	# Benefiting
2020		



U.S. Department of Housing and Urban Development
 Office of Community Planning and Development
 Integrated Disbursement and Information System
 CDBG Activity Summary Report (GPR) for Program Year 2020
 PASCO

Date: 02-Mar-2021
 Time: 14:43
 Page: 27

PGM Year: 2020
Project: 0003 - ECONOMIC OPPORTUNITIES
IDIS Activity: 398 - PASCO SPECIALTY KITCHEN

Status: Open
 Location: 110 S 4th Ave Pasco, WA 99301-5507

Objective: Create economic opportunities
 Outcome: Availability/accessibility
 Matrix Code: ED Technical Assistance (18B) National Objective: LMJ

Activity to prevent, prepare for, and respond to Coronavirus: No

Initial Funding Date: 09/04/2020

Description:

CDBG funds provide for continued operations of the Pasco Specialty Kitchen, a certified commercial incubator kitchen. By providing technical support to small food-related businesses the Pasco Specialty Kitchen improves their success rate by helping them to establish and achieve their goals. In consideration for technical assistance, the startup businesses agree to make jobs created available to low-to-moderate income persons in Pasco (Census Tract 202). (\$167,105)

Financing

	Fund Type	Grant Year	Grant	Funded Amount	Drawn In Program Year	Drawn Thru Program Year
CDBG	EN	2020	B20MW530009	\$42,367.23	\$42,367.23	\$42,367.23
	PI			\$62,236.68	\$62,236.68	\$62,236.68
Total	Total			\$104,603.91	\$104,603.91	\$104,603.91

Proposed Accomplishments

Jobs : 15

Actual Accomplishments

Number assisted:

	Owner		Renter		Total		Person	
	Total	Hispanic	Total	Hispanic	Total	Hispanic	Total	Hispanic
White:	0	0	0	0	0	0	7	2
Black/African American:	0	0	0	0	0	0	0	0
Asian:	0	0	0	0	0	0	0	0
American Indian/Alaskan Native:	0	0	0	0	0	0	0	0
Native Hawaiian/Other Pacific Islander:	0	0	0	0	0	0	0	0
American Indian/Alaskan Native & White:	0	0	0	0	0	0	0	0
Asian White:	0	0	0	0	0	0	0	0
Black/African American & White:	0	0	0	0	0	0	0	0
American Indian/Alaskan Native & Black/African American:	0	0	0	0	0	0	0	0
Other multi-racial:	0	0	0	0	0	0	0	0
Asian/Pacific Islander:	0	0	0	0	0	0	0	0



U.S. Department of Housing and Urban Development
 Office of Community Planning and Development
 Integrated Disbursement and Information System
 CDBG Activity Summary Report (GPR) for Program Year 2020
 PASCO

Date: 02-Mar-2021
 Time: 14:43
 Page: 28

Hispanic:	0	0	0	0	0	0	0	0	0
Total:	0	0	0	0	0	0	0	7	2

Female-headed Households: 0 0 0 0 0 0 0 0 0 0

Income Category:

	Owner	Renter	Total	Person
Extremely Low	0	0	0	1
Low Mod	0	0	0	2
Moderate	0	0	0	1
Non Low Moderate	0	0	0	3
Total	0	0	0	7
Percent Low/Mod				57.1%

Annual Accomplishments

Years	Accomplishment Narrative	# Benefitting
2020	<p>CDBG funds provide for wages, salaries and benefits for Technical Assistance at the Pasco Specialty Kitchen, a certified commercial incubator kitchen. By providing technical assistance to small startup food-related businesses the Pasco Specialty Kitchen improves their success rate by helping them to establish and achieve their goals. In consideration for technical assistance, the startup businesses agree to create and/or make jobs available to low-to-moderate income persons. In 2020, four (4) new business received assistance this reporting period and become active clients at the kitchen, 5 new FTE jobs were reported as created, 25.93% are held by low-mod individuals, 7 individuals were assisted with jobs through this program 57.1% are low-moderate income. This year it has been a challenge to create jobs due to the COVID19 pandemic and shutdown of local business in our jurisdiction. The new business will continue to</p>	



U.S. Department of Housing and Urban Development
 Office of Community Planning and Development
 Integrated Disbursement and Information System
 CDBG Activity Summary Report (GPR) for Program Year 2020
 PASCO

Date: 02-Mar-2021
 Time: 14:43
 Page: 29

PGM Year: 2020
Project: 0004 - DECENT HOUSING
IDIS Activity: 399 - COMMUNITY HOUSING IMPROVEMENT MINOR REHAB PROGRAM

Status: Open Objective: Provide decent affordable housing
 Location: 525 N 3rd Ave Pasco, WA 99301-5320 Outcome: Affordability
 Matrix Code: Rehab; Multi-Unit Residential (14B) National Objective: LMH

Activity to prevent, prepare for, and respond to Coronavirus: No

Initial Funding Date: 02/09/2021

Description:

CDBG funds provide minor rehabilitation, emergency repairs and/or construction of wheelchair ramps or bathroom accessibility remodels for very low to low income households. This population includes frail, elderly and disabled (City-wide). It is estimated that 3 households, typically very low income will be assisted.(\$102,882). Amended for rental rehabilitation for up to 4 units.

Financing

	Fund Type	Grant Year	Grant	Funded Amount	Drawn In Program Year	Drawn Thru Program Year
CDBG	EN	2019	B19MC530009	\$789.45	\$0.00	\$0.00
		2020	B20MW530009	\$102,044.56	\$0.00	\$0.00
	PI			\$18,173.62	\$18,173.62	\$18,173.62
Total	Total			\$121,007.63	\$18,173.62	\$18,173.62

Proposed Accomplishments

Housing Units : 2

Actual Accomplishments

Number assisted:

	Owner		Renter		Total		Person	
	Total	Hispanic	Total	Hispanic	Total	Hispanic	Total	Hispanic
White:	0	0	0	0	0	0		0
Black/African American:	0	0	0	0	0	0	0	0
Asian:	0	0	0	0	0	0	0	0
American Indian/Alaskan Native:	0	0	0	0	0	0	0	0
Native Hawaiian/Other Pacific Islander:	0	0	0	0	0	0	0	0
American Indian/Alaskan Native & White:	0	0	0	0	0	0	0	0
Asian White:	0	0	0	0	0	0	0	0
Black/African American & White:	0	0	0	0	0	0	0	0
American Indian/Alaskan Native & Black/African American:	0	0	0	0	0	0	0	0
Other multi-racial:	0	0	0	0	0	0	0	0



U.S. Department of Housing and Urban Development
 Office of Community Planning and Development
 Integrated Disbursement and Information System
 CDBG Activity Summary Report (GPR) for Program Year 2020
 PASCO

Date: 02-Mar-2021
 Time: 14:43
 Page: 30

Asian/Pacific Islander:	0	0	0	0	0	0	0	0
Hispanic:	0	0	0	0	0	0	0	0
Total:	0	0	0	0	0	0	0	0

Female-headed Households: 0 0 0 0

Income Category:

	Owner	Renter	Total	Person
Extremely Low	0	0	0	0
Low Mod	0	0	0	0
Moderate	0	0	0	0
Non Low Moderate	0	0	0	0
Total	0	0	0	0
Percent Low/Mod				

Annual Accomplishments

No data returned for this view. This might be because the applied filter excludes all data.



U.S. Department of Housing and Urban Development
 Office of Community Planning and Development
 Integrated Disbursement and Information System
 CDBG Activity Summary Report (GPR) for Program Year 2020
 PASCO

Date: 02-Mar-2021
 Time: 14:43
 Page: 31

PGM Year: 2020
Project: 0006 - CODE ENFORCEMENT
IDIS Activity: 400 - CODE ENFORCEMENT OFFICER

Status: Completed 12/31/2020 12:00:00 AM Objective: Create suitable living environments
 Location: 525 N 3rd Ave Pasco, WA 99301-5320 Outcome: Sustainability
 Matrix Code: Code Enforcement (15) National Objective: LMA

Activity to prevent, prepare for, and respond to Coronavirus: No

Initial Funding Date: 09/04/2020

Description:

CDBG FUNDS PROVIDE A PORTION OF SALARY AND BENEFITS FOR A CODE ENFORCEMENT OFFICER TO HELP IMPROVE NEIGHBORHOOD APPEARANCE AND FOR COMPLIANCE WITH RULES AND REGULATIONS DEALING WITH HOMEOWNER NEEDS IN PRIMARILY LOW-MODERATE INCOME NEIGHBORHOODS (CENSUS TRACTS 201, 202, 203 AND 204 -LMA 2039527330 74.62%).
 (\$70,000)

Financing

	Fund Type	Grant Year	Grant	Funded Amount	Drawn In Program Year	Drawn Thru Program Year
CDBG	EN	2020	B20MW530009	\$70,000.00	\$70,000.00	\$70,000.00
Total	Total			\$70,000.00	\$70,000.00	\$70,000.00

Proposed Accomplishments

Housing Units : 500
 Total Population in Service Area: 30,080
 Census Tract Percent Low / Mod: 63.91

Annual Accomplishments

Years	Accomplishment Narrative	# Benefitting
2020	CDBG funds provided a portion of the salary and benefits for one of five code enforcement to help bring approximately 431 properties in compliance with City codes. Code enforcement encourages property owners to maintain housing units to minimum property standards and improves neighborhood appearance in primarily low to moderate income neighborhoods (201.2-4, 202.1-3; 203.1-3; 204.1-6) 27330 people, 74.62%	



U.S. Department of Housing and Urban Development
 Office of Community Planning and Development
 Integrated Disbursement and Information System
 CDBG Activity Summary Report (GPR) for Program Year 2020
 PASCO

Date: 02-Mar-2021
 Time: 14:43
 Page: 32

PGM Year: 2020
Project: 0007 - COMMUNITY INFRASTRUCTURE
IDIS Activity: 401 - PASCO NEIGHORHOOD BUSINESS DISTRICT IMPROVEMENTS

Status: Open Objective: Create suitable living environments
 Location: 109 S 4th Ave Pasco, WA 99301-5507 Outcome: Sustainability
 Matrix Code: Sidewalks (03L) National Objective: LMA

Activity to prevent, prepare for, and respond to Coronavirus: No

Initial Funding Date: 09/04/2020

Description:

CDBG funds are requested for multi-year project to improve pedestrian safety and disability access in downtown Pasco Neighborhood Business District in the vicinity of 4th and Lewis-- between 2nd and 5th Avenues, and Clark and Columbia Streets (LMA 1922530080 63.91%).
 (\$398,126)

Financing

	Fund Type	Grant Year	Grant	Funded Amount	Drawn In Program Year	Drawn Thru Program Year
CDBG	EN	2017	B17MC530009	\$64,809.75	\$0.00	\$0.00
		2018	B18MC530009	\$43,031.15	\$0.00	\$0.00
		2019	B19MC530009	\$167,921.46	\$0.00	\$0.00
		2020	B20MW530009	\$122,250.64	\$0.00	\$0.00
Total	Total			\$398,013.00	\$0.00	\$0.00

Proposed Accomplishments

Total Population in Service Area: 5,030
 Census Tract Percent Low / Mod: 74.16

Annual Accomplishments

No data returned for this view. This might be because the applied filter excludes all data.



U.S. Department of Housing and Urban Development
 Office of Community Planning and Development
 Integrated Disbursement and Information System
 CDBG Activity Summary Report (GPR) for Program Year 2020
 PASCO

Date: 02-Mar-2021
 Time: 14:43
 Page: 33

PGM Year: 2020
Project: 0009 - CDBG-CV PROGRAM ADMINISTRATION
IDIS Activity: 402 - CDBG-CV PROGRAM ADMINISTRATION

Status: Open
 Location: ,

Objective:
 Outcome:
 Matrix Code: General Program Administration (21A) National Objective:

Activity to prevent, prepare for, and respond to Coronavirus: Yes

Initial Funding Date: 09/04/2020

Description:
 CDBG-CV funds provide for salary and benefits for the Block Grant Administrator to plan, administer and provide for the successful delivery to prevent, prepare and respond to COVID19 activities.
 (\$86,833)

Financing

	Fund Type	Grant Year	Grant	Funded Amount	Drawn In Program Year	Drawn Thru Program Year
CDBG	EN	2020	B20MW530009	\$86,833.00	\$25,941.80	\$25,941.80
Total	Total			\$86,833.00	\$25,941.80	\$25,941.80

Proposed Accomplishments

Actual Accomplishments

Number assisted:

	Owner		Renter		Total		Person	
	Total	Hispanic	Total	Hispanic	Total	Hispanic	Total	Hispanic
White:					0	0		
Black/African American:					0	0		
Asian:					0	0		
American Indian/Alaskan Native:					0	0		
Native Hawaiian/Other Pacific Islander:					0	0		
American Indian/Alaskan Native & White:					0	0		
Asian White:					0	0		
Black/African American & White:					0	0		
American Indian/Alaskan Native & Black/African American:					0	0		
Other multi-racial:					0	0		
Asian/Pacific Islander:					0	0		
Hispanic:					0	0		
Total:	0	0	0	0	0	0	0	0



U.S. Department of Housing and Urban Development
Office of Community Planning and Development
Integrated Disbursement and Information System
CDBG Activity Summary Report (GPR) for Program Year 2020
PASCO

Date: 02-Mar-2021

Time: 14:43

Page: 34

Female-headed Households:

0

Income Category:

	Owner	Renter	Total	Person
Extremely Low			0	
Low Mod			0	
Moderate			0	
Non Low Moderate			0	
Total	0	0	0	0
Percent Low/Mod				

Annual Accomplishments

No data returned for this view. This might be because the applied filter excludes all data.



U.S. Department of Housing and Urban Development
 Office of Community Planning and Development
 Integrated Disbursement and Information System
 CDBG Activity Summary Report (GPR) for Program Year 2020
 PASCO

Date: 02-Mar-2021
 Time: 14:43
 Page: 35

PGM Year: 2020
Project: 0010 - CDBG-CV BUSINESS ASSISTANCE PROGRAM
IDIS Activity: 404 - CDBG-CV MICROENTERPRISE ASSISTANCE PROGRAM

Status: Open Objective: Create economic opportunities
 Location: 110 S 4th Ave Pasco, WA 99301-5507 Outcome: Sustainability
 Matrix Code: Micro-Enterprise Assistance (18C) National Objective: LMCMC

Activity to prevent, prepare for, and respond to Coronavirus: Yes

Initial Funding Date: 09/04/2020

Description:
 PROVIDE CDBG-CV FINANCIAL ASSISTANCE TO MICRO-ENTERPRISE BUSINESSES TO PREVENT, PREPARE AND RESPOND TO COVID-19.(\$347,333)

Financing

	Fund Type	Grant Year	Grant	Funded Amount	Drawn In Program Year	Drawn Thru Program Year
CDBG	EN	2020	B20MW530009	\$347,333.00	\$197,129.30	\$197,129.30
Total	Total			\$347,333.00	\$197,129.30	\$197,129.30

Proposed Accomplishments

Businesses : 15

Actual Accomplishments

Number assisted:

	Owner		Renter		Total		Person	
	Total	Hispanic	Total	Hispanic	Total	Hispanic	Total	Hispanic
White:	0	0	0	0	0	0	3	3
Black/African American:	0	0	0	0	0	0	0	0
Asian:	0	0	0	0	0	0	0	0
American Indian/Alaskan Native:	0	0	0	0	0	0	0	0
Native Hawaiian/Other Pacific Islander:	0	0	0	0	0	0	0	0
American Indian/Alaskan Native & White:	0	0	0	0	0	0	0	0
Asian White:	0	0	0	0	0	0	0	0
Black/African American & White:	0	0	0	0	0	0	0	0
American Indian/Alaskan Native & Black/African American:	0	0	0	0	0	0	0	0
Other multi-racial:	0	0	0	0	0	0	6	5
Asian/Pacific Islander:	0	0	0	0	0	0	0	0
Hispanic:	0	0	0	0	0	0	0	0
Total:	0	0	0	0	0	0	9	8



U.S. Department of Housing and Urban Development
 Office of Community Planning and Development
 Integrated Disbursement and Information System
 CDBG Activity Summary Report (GPR) for Program Year 2020
 PASCO

Date: 02-Mar-2021
 Time: 14:43
 Page: 36

Female-headed Households: 0 0 0

Income Category:

	Owner	Renter	Total	Person
Extremely Low	0	0	0	4
Low Mod	0	0	0	1
Moderate	0	0	0	4
Non Low Moderate	0	0	0	0
Total	0	0	0	9
Percent Low/Mod				100.0%

Annual Accomplishments

Years	Accomplishment Narrative	# Benefiting
2020	In 2020, quarter 3, emergency business assistance grants were issued to 9 microenterprise businesses.	



U.S. Department of Housing and Urban Development
Office of Community Planning and Development
Integrated Disbursement and Information System
CDBG Activity Summary Report (GPR) for Program Year 2020
PASCO

Date: 02-Mar-2021

Time: 14:43

Page: 37

Total Funded Amount:	\$5,641,264.55
Total Drawn Thru Program Year:	\$1,472,141.48
Total Drawn In Program Year:	\$776,567.27

U.S. DEPARTMENT OF HOUSING AND URBAN
DEVELOPMENT
OFFICE OF COMMUNITY PLANNING AND DEVELOPMENT
PR06 - Summary of Consolidated Plan Projects for Report
Year

DATE: 3/2/2021
TIME: 2:45:02 PM
PAGE: 1/1

IDIS

Plan IDIS Year Project	Project Title and Description	Program	Project Estimate	Committed Amount	Amount Drawn Thru Report Year	Amount Available to Draw	Amount Drawn in Report Year
2020 1	PROGRAM ADMINISTRATION	PROGRAM ADMINISTRATION FOR CDBG AND HOME	\$140,000.00	\$106,532.93	\$106,532.93	\$0.00	\$106,532.93
2	PUBLIC SERVICES	PUBLIC SERVICE ACTIVITIES	\$89,000.00	\$69,553.54	\$69,553.54	\$0.00	\$69,553.54
3	ECONOMIC OPPORTUNITIES	ECONOMIC OPPORTUNITY ACTIVITIES	\$167,105.00	\$104,603.91	\$104,603.91	\$0.00	\$104,603.91
4	DECENT HOUSING	DECENT HOUSING ACTIVITIES	\$102,882.00	\$121,007.63	\$18,173.62	\$102,834.01	\$18,173.62
6	CODE ENFORCEMENT	CODE ENFORCEMENT ACTIVITIES	\$70,000.00	\$70,000.00	\$70,000.00	\$0.00	\$70,000.00
7	COMMUNITY INFRASTRUCTURE	Expand or improve basic community infrastructure in lower income neighborhoods while minimizing costs to households below 80% of area median income.	\$398,013.00	\$398,013.00	\$0.00	\$398,013.00	\$0.00
8	SECTION 108 GUARANTEED LOAN PROGRAM	Section 108 Guaranteed Loan Program Activities to include finance fees, public facility/infrastructure construction, economic development, and administration. In 2019, \$200,000 will be used for finance fees/debt service.	\$200,000.00	\$0.00	\$0.00	\$0.00	\$0.00
9	CDBG-CV PROGRAM ADMINISTRATION	CDBG-CV Program Administration for preparation, prevention and response to COVID19.	\$169,706.00	\$86,833.00	\$25,941.80	\$60,891.20	\$25,941.80
10	CDBG-CV BUSINESS ASSISTANCE PROGRAM	CDBG-CV Business Assistance Program provides financial assistance to small businesses and microenterprises to help prepare, prevent and respond to COVID19.	\$347,333.00	\$347,333.00	\$197,129.30	\$150,203.70	\$197,129.30
11	CDBG-CV PUBLIC SERVICE EMERGENCY ASSISTANCE	Provide emergency assistance to low-mod households to prevent, prepare and respond to COVID19.	\$331,495.00	\$0.00	\$0.00	\$0.00	\$0.00



U.S. Department of Housing and Urban Development
 Office of Community Planning and Development
 Integrated Disbursement and Information System
 CDBG Summary of Accomplishments
 Program Year: 2020

DATE: 03-02-21
 TIME: 14:53
 PAGE: 1

PASCO

Count of CDBG Activities with Disbursements by Activity Group & Matrix Code

Activity Group	Activity Category	Open Count	Open Activities Disbursed	Completed Count	Completed Activities Disbursed	Program Year Count	Total Activities Disbursed
Acquisition	Disposition (02)	1	\$0.00	0	\$0.00	1	\$0.00
	Total Acquisition	1	\$0.00	0	\$0.00	1	\$0.00
Economic Development	Rehab; Publicly or Privately-Owned Commercial/Industrial (14E)	1	\$144.54	0	\$0.00	1	\$144.54
	ED Technical Assistance (18B)	2	\$208,704.54	0	\$0.00	2	\$208,704.54
	Micro-Enterprise Assistance (18C)	1	\$197,129.30	0	\$0.00	1	\$197,129.30
	Total Economic Development	4	\$405,978.38	0	\$0.00	4	\$405,978.38
Housing	Rehab; Single-Unit Residential (14A)	2	\$220.46	0	\$0.00	2	\$220.46
	Rehab; Multi-Unit Residential (14B)	1	\$18,173.62	0	\$0.00	1	\$18,173.62
	Code Enforcement (15)	0	\$0.00	1	\$70,000.00	1	\$70,000.00
	Total Housing	3	\$18,394.08	1	\$70,000.00	4	\$88,394.08
Public Facilities and Improvements	Parks, Recreational Facilities (03F)	3	\$76,800.71	0	\$0.00	3	\$76,800.71
	Sidewalks (03L)	2	\$3,365.83	0	\$0.00	2	\$3,365.83
	Total Public Facilities and Improvements	5	\$80,166.54	0	\$0.00	5	\$80,166.54
Public Services	Senior Services (05A)	0	\$0.00	1	\$20,000.00	1	\$20,000.00
	Services for Persons with Disabilities (05B)	0	\$0.00	1	\$5,000.00	1	\$5,000.00
	Youth Services (05D)	0	\$0.00	1	\$111.00	1	\$111.00
	Other Public Services Not Listed in 05A-05Y, 03T (05Z)	0	\$0.00	3	\$44,442.54	3	\$44,442.54
	Total Public Services	0	\$0.00	6	\$69,553.54	6	\$69,553.54
General Administration and Planning	General Program Administration (21A)	1	\$25,941.80	1	\$106,532.93	2	\$132,474.73
	Total General Administration and Planning	1	\$25,941.80	1	\$106,532.93	2	\$132,474.73
Repayment of Section 108 Loans	Planned Repayment of Section 108 Loan Principal (19F)	1	\$0.00	0	\$0.00	1	\$0.00
	Total Repayment of Section 108 Loans	1	\$0.00	0	\$0.00	1	\$0.00
Grand Total		15	\$530,480.80	8	\$246,086.47	23	\$776,567.27



U.S. Department of Housing and Urban Development
 Office of Community Planning and Development
 Integrated Disbursement and Information System
 CDBG Summary of Accomplishments
 Program Year: 2020

DATE: 03-02-21
 TIME: 14:53
 PAGE: 2

PASCO

CDBG Sum of Actual Accomplishments by Activity Group and Accomplishment Type

Activity Group	Matrix Code	Accomplishment Type	Open Count	Completed Count	Program Year Totals
Economic Development	Rehab; Publicly or Privately-Owned Commercial/Industrial (14E)	Business	17,430	0	17,430
	ED Technical Assistance (18B)	Jobs	25	0	25
	Micro-Enterprise Assistance (18C)	Business	9	0	9
	Total Economic Development		17,464	0	17,464
Housing	Rehab; Single-Unit Residential (14A)	Housing Units	3	0	3
	Rehab; Multi-Unit Residential (14B)	Housing Units	0	0	0
	Code Enforcement (15)	Housing Units	0	30,080	30,080
	Total Housing		3	30,080	30,083
Public Facilities and Improvements	Parks, Recreational Facilities (03F)	Public Facilities	136,650	0	136,650
	Sidewalks (03L)	Public Facilities	0	0	0
	Total Public Facilities and Improvements		136,650	0	136,650
Public Services	Senior Services (05A)	Persons	0	120	120
	Services for Persons with Disabilities (05B)	Persons	0	17	17
	Youth Services (05D)	Persons	0	3	3
	Other Public Services Not Listed in 05A-05Y, 03T (05Z)	Persons	0	75,250	75,250
	Total Public Services		0	75,390	75,390
Grand Total			154,117	105,470	259,587



PASCO

CDBG Beneficiaries by Racial / Ethnic Category

Housing-Non Housing	Race	Total Hispanic		Total Hispanic	
		Total Persons	Persons	Total Households	Households
Housing	White	0	0	3	0
	Total Housing	0	0	3	0
Non Housing	White	159	33	0	0
		3	3	0	0
	Black/African American	2	0	0	0
	Asian	1	0	0	0
	American Indian/Alaskan Native	3	3	0	0
	Other multi-racial	6	5	0	0
	Total Non Housing	174	44	0	0
Grand Total	White	159	33	3	0
		3	3	0	0
	Black/African American	2	0	0	0
	Asian	1	0	0	0
	American Indian/Alaskan Native	3	3	0	0
	Other multi-racial	6	5	0	0
	Total Grand Total	174	44	3	0



U.S. Department of Housing and Urban Development
Office of Community Planning and Development
Integrated Disbursement and Information System
CDBG Summary of Accomplishments
Program Year: 2020

DATE: 03-02-21
TIME: 14:53
PAGE: 4

PASCO

CDBG Beneficiaries by Income Category

	Income Levels	Owner Occupied	Renter Occupied	Persons
Non Housing	Extremely Low (<=30%)	0	0	55
		0	0	4
	Low (>30% and <=50%)	0	0	53
		0	0	1
	Mod (>50% and <=80%)	0	0	36
		0	0	4
	Total Low-Mod	0	0	144
		0	0	9
	Non Low-Mod (>80%)	0	0	3
		0	0	0
	Total Beneficiaries	0	0	147
		0	0	9



Office of Community Planning and Development
 U.S. Department of Housing and Urban Development
 Integrated Disbursement and Information System
 PR26 - CDBG Financial Summary Report
 Program Year 2020
 PASCO , WA

DATE: 03-02-21
 TIME: 14:56
 PAGE: 1

PART I: SUMMARY OF CDBG RESOURCES

01 UNEXPENDED CDBG FUNDS AT END OF PREVIOUS PROGRAM YEAR	860,984.10
02 ENTITLEMENT GRANT	737,929.00
03 SURPLUS URBAN RENEWAL	0.00
04 SECTION 108 GUARANTEED LOAN FUNDS	0.00
05 CURRENT YEAR PROGRAM INCOME	104,094.48
05a CURRENT YEAR SECTION 108 PROGRAM INCOME (FOR SI TYPE)	0.00
06 FUNDS RETURNED TO THE LINE-OF-CREDIT	0.00
06a FUNDS RETURNED TO THE LOCAL CDBG ACCOUNT	0.00
07 ADJUSTMENT TO COMPUTE TOTAL AVAILABLE	0.00
08 TOTAL AVAILABLE (SUM, LINES 01-07)	1,703,007.58

PART II: SUMMARY OF CDBG EXPENDITURES

09 DISBURSEMENTS OTHER THAN SECTION 108 REPAYMENTS AND PLANNING/ADMINISTRATION	446,963.24
10 ADJUSTMENT TO COMPUTE TOTAL AMOUNT SUBJECT TO LOW/MOD BENEFIT	0.00
11 AMOUNT SUBJECT TO LOW/MOD BENEFIT (LINE 09 + LINE 10)	446,963.24
12 DISBURSED IN IDIS FOR PLANNING/ADMINISTRATION	106,532.93
13 DISBURSED IN IDIS FOR SECTION 108 REPAYMENTS	0.00
14 ADJUSTMENT TO COMPUTE TOTAL EXPENDITURES	0.00
15 TOTAL EXPENDITURES (SUM, LINES 11-14)	553,496.17
16 UNEXPENDED BALANCE (LINE 08 - LINE 15)	1,149,511.41

PART III: LOW/MOD BENEFIT THIS REPORTING PERIOD

17 EXPENDED FOR LOW/MOD HOUSING IN SPECIAL AREAS	0.00
18 EXPENDED FOR LOW/MOD MULTI-UNIT HOUSING	0.00
19 DISBURSED FOR OTHER LOW/MOD ACTIVITIES	428,789.62
20 ADJUSTMENT TO COMPUTE TOTAL LOW/MOD CREDIT	0.00
21 TOTAL LOW/MOD CREDIT (SUM, LINES 17-20)	428,789.62
22 PERCENT LOW/MOD CREDIT (LINE 21/LINE 11)	95.93%

LOW/MOD BENEFIT FOR MULTI-YEAR CERTIFICATIONS

23 PROGRAM YEARS(PY) COVERED IN CERTIFICATION	PY: PY: PY:
24 CUMULATIVE NET EXPENDITURES SUBJECT TO LOW/MOD BENEFIT CALCULATION	0.00
25 CUMULATIVE EXPENDITURES BENEFITING LOW/MOD PERSONS	0.00
26 PERCENT BENEFIT TO LOW/MOD PERSONS (LINE 25/LINE 24)	0.00%

PART IV: PUBLIC SERVICE (PS) CAP CALCULATIONS

27 DISBURSED IN IDIS FOR PUBLIC SERVICES	69,553.54
28 PS UNLIQUIDATED OBLIGATIONS AT END OF CURRENT PROGRAM YEAR	0.00
29 PS UNLIQUIDATED OBLIGATIONS AT END OF PREVIOUS PROGRAM YEAR	0.00
30 ADJUSTMENT TO COMPUTE TOTAL PS OBLIGATIONS	0.00
31 TOTAL PS OBLIGATIONS (LINE 27 + LINE 28 - LINE 29 + LINE 30)	69,553.54
32 ENTITLEMENT GRANT	737,929.00
33 PRIOR YEAR PROGRAM INCOME	410.00
34 ADJUSTMENT TO COMPUTE TOTAL SUBJECT TO PS CAP	0.00
35 TOTAL SUBJECT TO PS CAP (SUM, LINES 32-34)	738,339.00
36 PERCENT FUNDS OBLIGATED FOR PS ACTIVITIES (LINE 31/LINE 35)	9.42%



Office of Community Planning and Development
U.S. Department of Housing and Urban Development
Integrated Disbursement and Information System
PR26 - CDBG Financial Summary Report
Program Year 2020
PASCO , WA

DATE: 03-02-21
TIME: 14:56
PAGE: 2

PART V: PLANNING AND ADMINISTRATION (PA) CAP	
37 DISBURSED IN IDIS FOR PLANNING/ADMINISTRATION	106,532.93
38 PA UNLIQUIDATED OBLIGATIONS AT END OF CURRENT PROGRAM YEAR	0.00
39 PA UNLIQUIDATED OBLIGATIONS AT END OF PREVIOUS PROGRAM YEAR	0.00
40 ADJUSTMENT TO COMPUTE TOTAL PA OBLIGATIONS	0.00
41 TOTAL PA OBLIGATIONS (LINE 37 + LINE 38 - LINE 39 +LINE 40)	106,532.93
42 ENTITLEMENT GRANT	737,929.00
43 CURRENT YEAR PROGRAM INCOME	104,094.48
44 ADJUSTMENT TO COMPUTE TOTAL SUBJECT TO PA CAP	0.00
45 TOTAL SUBJECT TO PA CAP (SUM, LINES 42-44)	842,023.48
46 PERCENT FUNDS OBLIGATED FOR PA ACTIVITIES (LINE 41/LINE 45)	12.65%



Office of Community Planning and Development
 U.S. Department of Housing and Urban Development
 Integrated Disbursement and Information System
 PR26 - CDBG Financial Summary Report
 Program Year 2020
 PASCO , WA

DATE: 03-02-21
 TIME: 14:56
 PAGE: 3

LINE 17 DETAIL: ACTIVITIES TO CONSIDER IN DETERMINING THE AMOUNT TO ENTER ON LINE 17
 Report returned no data.

LINE 18 DETAIL: ACTIVITIES TO CONSIDER IN DETERMINING THE AMOUNT TO ENTER ON LINE 18

Plan Year	IDIS Project	IDIS	Activity	Activity Name	Matrix Code	National Objective	Drawn Amount
2020	4	399		COMMUNITY HOUSING IMPROVEMENT MINOR REHAB PROGRAM	14B	LMH	\$18,173.62
					14B	Matrix Code	\$18,173.62
Total							\$18,173.62

LINE 19 DETAIL: ACTIVITIES INCLUDED IN THE COMPUTATION OF LINE 19

Plan Year	IDIS Project	IDIS Activity	Voucher Number	Activity Name	Matrix Code	National Objective	Drawn Amount
2016	5	357	6362933	PEANUTS PARK RENOVATION 1	03F	LMA	\$1,716.05
2016	5	357	6378214	PEANUTS PARK RENOVATION 1	03F	LMA	\$157.10
2016	5	357	6399540	PEANUTS PARK RENOVATION 1	03F	LMA	\$21,309.27
2016	5	357	6426497	PEANUTS PARK RENOVATION 1	03F	LMA	\$592.52
2016	5	357	6459668	PEANUTS PARK RENOVATION 1	03F	LMA	\$1,825.27
2017	5	367	6362933	PEANUTS PARK RENOVATION 2	03F	LMA	\$1,716.05
2017	5	367	6378214	PEANUTS PARK RENOVATION 2	03F	LMA	\$157.11
2017	5	367	6399540	PEANUTS PARK RENOVATION 2	03F	LMA	\$21,309.27
2017	5	367	6426497	PEANUTS PARK RENOVATION 2	03F	LMA	\$592.53
2017	5	367	6459668	PEANUTS PARK RENOVATION 2	03F	LMA	\$1,825.27
2018	5	377	6362933	PEANUTS PARK RENOVATION 3	03F	LMA	\$1,716.06
2018	5	377	6378214	PEANUTS PARK RENOVATION 3	03F	LMA	\$157.13
2018	5	377	6399540	PEANUTS PARK RENOVATION 3	03F	LMA	\$21,309.27
2018	5	377	6426497	PEANUTS PARK RENOVATION 3	03F	LMA	\$592.53
2018	5	377	6459668	PEANUTS PARK RENOVATION 3	03F	LMA	\$1,825.28
					03F	Matrix Code	\$76,800.71
2019	7	388	6426497	PASCO NEIGHORHOOD BUSINESS DISTRICT IMPROVEMENTS	03L	LMA	\$2,731.64
2019	7	388	6459668	PASCO NEIGHORHOOD BUSINESS DISTRICT IMPROVEMENTS	03L	LMA	\$634.19
					03L	Matrix Code	\$3,365.83
2020	2	394	6426497	SENIOR CENTER RECREATION SPECIALIST	05A	LMC	\$20,000.00
					05A	Matrix Code	\$20,000.00
2020	2	397	6459668	ARC THERAPUTIC RECREATION SCHOLARSHIP	05B	LMC	\$5,000.00
					05B	Matrix Code	\$5,000.00
2020	2	396	6426497	PASCO RECREATION SCHOLARSHIP	05D	LMC	\$111.00
					05D	Matrix Code	\$111.00
2020	2	392	6426497	CIVIC CENTER RECREATION SPECIALIST	05Z	LMA	\$13,190.54
2020	2	393	6426497	MLK CENTER RECREATION SPECIALIST	05Z	LMA	\$20,000.00
2020	2	395	6459668	YMCA MLK COMMUNITY CENTER REC PROGRAM	05Z	LMA	\$11,252.00
					05Z	Matrix Code	\$44,442.54



Office of Community Planning and Development
 U.S. Department of Housing and Urban Development
 Integrated Disbursement and Information System
 PR26 - CDBG Financial Summary Report
 Program Year 2020
 PASCO , WA

DATE: 03-02-21
 TIME: 14:56
 PAGE: 4

Plan Year	IDIS Project	IDIS Activity	Voucher Number	Activity Name	Matrix Code	National Objective	Drawn Amount
2014	4	326	6459668	COMMUNITY HOUSING IMPROVEMENT MINOR REHAB PROGRAM	14A	LMH	\$75.92
2018	4	375	6378214	COMMUNITY HOUSING IMPROVEMENT MINOR REHAB PROGRAM	14A	LMH	\$144.54
					14A	Matrix Code	\$220.46
2016	3	353	6378214	FACADE IMPROVEMENT PROGRAM	14E	LMA	\$144.54
					14E	Matrix Code	\$144.54
2020	6	400	6426497	CODE ENFORCEMENT OFFICER	15	LMA	\$70,000.00
					15	Matrix Code	\$70,000.00
2019	3	384	6379929	PASCO SPECIALTY KITCHEN	18B	LMJ	\$56,767.41
2019	3	384	6399540	PASCO SPECIALTY KITCHEN	18B	LMJ	\$33,628.75
2019	3	384	6459665	PASCO SPECIALTY KITCHEN	18B	LMJ	\$13,704.47
2020	3	398	6426497	PASCO SPECIALTY KITCHEN	18B	LMJ	\$24,707.47
2020	3	398	6459665	PASCO SPECIALTY KITCHEN	18B	LMJ	\$79,896.44
					18B	Matrix Code	\$208,704.54
Total							\$428,789.62

LINE 27 DETAIL: ACTIVITIES INCLUDED IN THE COMPUTATION OF LINE 27

Plan Year	IDIS Project	IDIS Activity	Voucher Number	Activity to prevent, prepare for, and respond to Coronavirus	Activity Name	Grant Number	Fund Type	Matrix Code	National Objective	Drawn Amount
2020	2	394	6426497	No	SENIOR CENTER RECREATION SPECIALIST	B20MC530009	EN	05A	LMC	\$20,000.00
								05A	Matrix Code	\$20,000.00
2020	2	397	6459668	No	ARC THERAPUTIC RECREATION SCHOLARSHIP	B20MC530009	EN	05B	LMC	\$5,000.00
								05B	Matrix Code	\$5,000.00
2020	2	396	6426497	No	PASCO RECREATION SCHOLARSHIP	B20MC530009	EN	05D	LMC	\$111.00
								05D	Matrix Code	\$111.00
2020	2	392	6426497	No	CIVIC CENTER RECREATION SPECIALIST	B20MC530009	EN	05Z	LMA	\$13,190.54
2020	2	393	6426497	No	MLK CENTER RECREATION SPECIALIST	B20MC530009	EN	05Z	LMA	\$20,000.00
2020	2	395	6459668	No	YMCA MLK COMMUNITY CENTER REC PROGRAM	B20MC530009	EN	05Z	LMA	\$11,252.00
								05Z	Matrix Code	\$44,442.54
				No	Activity to prevent, prepare for, and respond to Coronavirus					\$69,553.54
Total										\$69,553.54

LINE 37 DETAIL: ACTIVITIES INCLUDED IN THE COMPUTATION OF LINE 37

Plan Year	IDIS Project	IDIS Activity	Voucher Number	Activity Name	Matrix Code	National Objective	Drawn Amount
2020	1	391	6426497	PROGRAM ADMINISTRATION	21A		\$77,381.29
2020	1	391	6459668	PROGRAM ADMINISTRATION	21A		\$29,151.64
					21A	Matrix Code	\$106,532.93



Office of Community Planning and Development
U.S. Department of Housing and Urban Development
Integrated Disbursement and Information System
PR26 - CDBG Financial Summary Report
Program Year 2020
PASCO , WA

DATE: 03-02-21
TIME: 14:56
PAGE: 5

Plan Year	IDIS Project	IDIS Activity	Voucher Number	Activity Name	Matrix Code	National Objective	Drawn Amount
Total							\$106,532.93



Program Year 2020 Funds

2020 CDBG Allocation	\$1,172,095.00
Program Income Received During Program Year 2020	\$208,188.96
Funds Returned to Local Program Account During Program Year 2020	\$0.00
Total Available¹	\$1,380,283.96

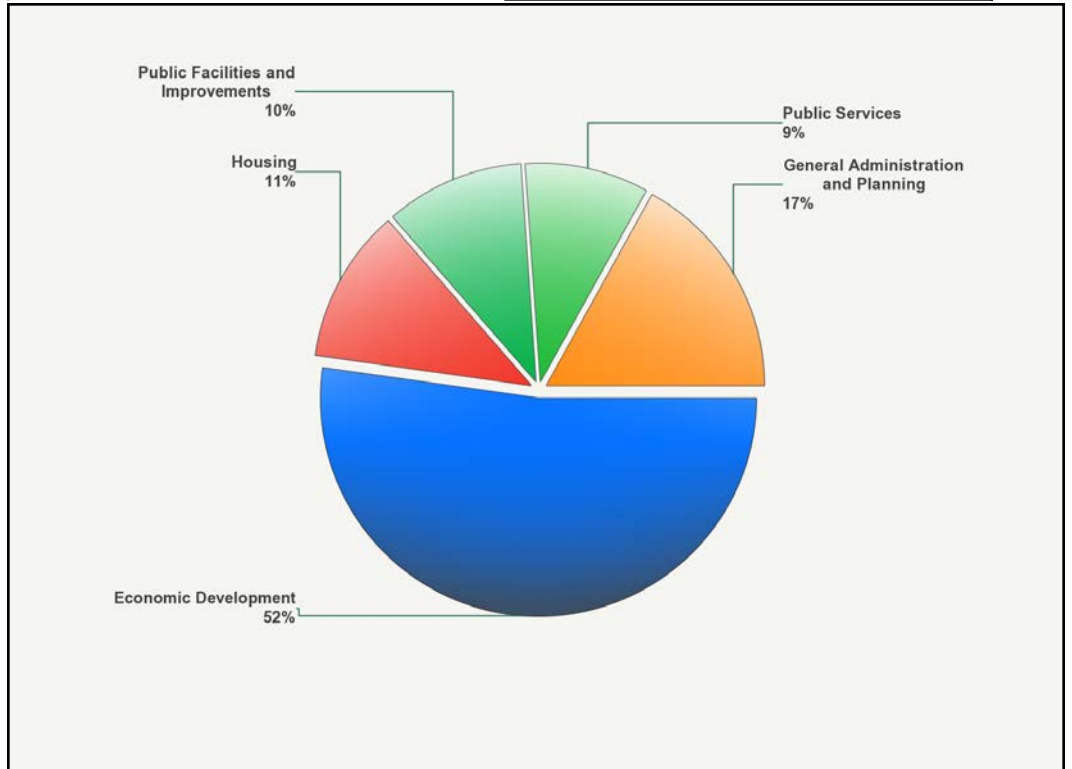
Expenditures²

Type of Activity	Expenditure	Percentage
Economic Development	\$405,978.38	52.28%
Housing	\$88,394.08	11.38%
Public Facilities and Improvements	\$80,166.54	10.32%
Public Services	\$69,553.54	8.96%
General Administration and Planning	\$132,474.73	17.06%
Total	\$776,567.27	100.00%

Timeliness

Timeliness Ratio - unexpended funds as percent of 2020 allocation 3.44

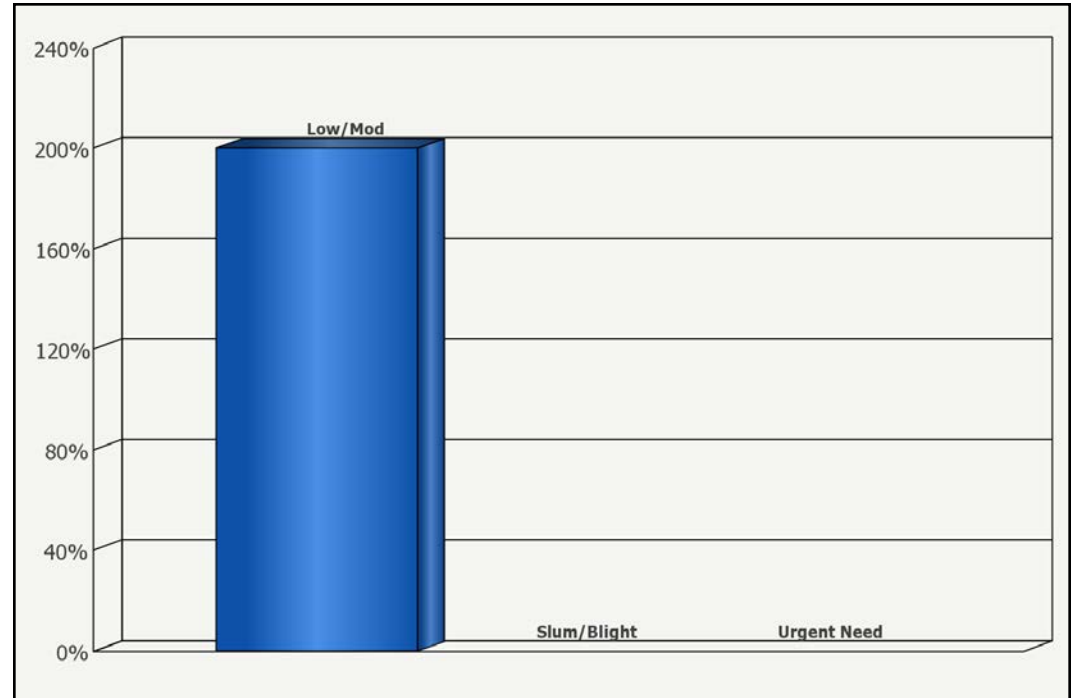
Expenditures by Type of Activity (%) Expenditures by Type of Activity (\$)





Program Targeting

1 -Percentage of Expenditures Assisting Low- and Moderate-Income Persons and Households Either Directly or On an Area Basis ³	200.00%
2 -Percentage of Expenditures That Benefit Low/Mod Income Areas	60.47%
3 -Percentage of Expenditures That Aid in The Prevention or Elimination of Slum or Blight	0.00%
4 -Percentage of Expenditures Addressing Urgent Needs	0.00%
5 -Funds Expended in Neighborhood (Community For State) Revitalization Strategy Areas and by Community Development Financial Institution.	\$0.00
6 -Percentage of Funds Expended in Neighborhood (Community For State) Revitalization Strategy Areas and by Community Development Financial Institution	0.00%



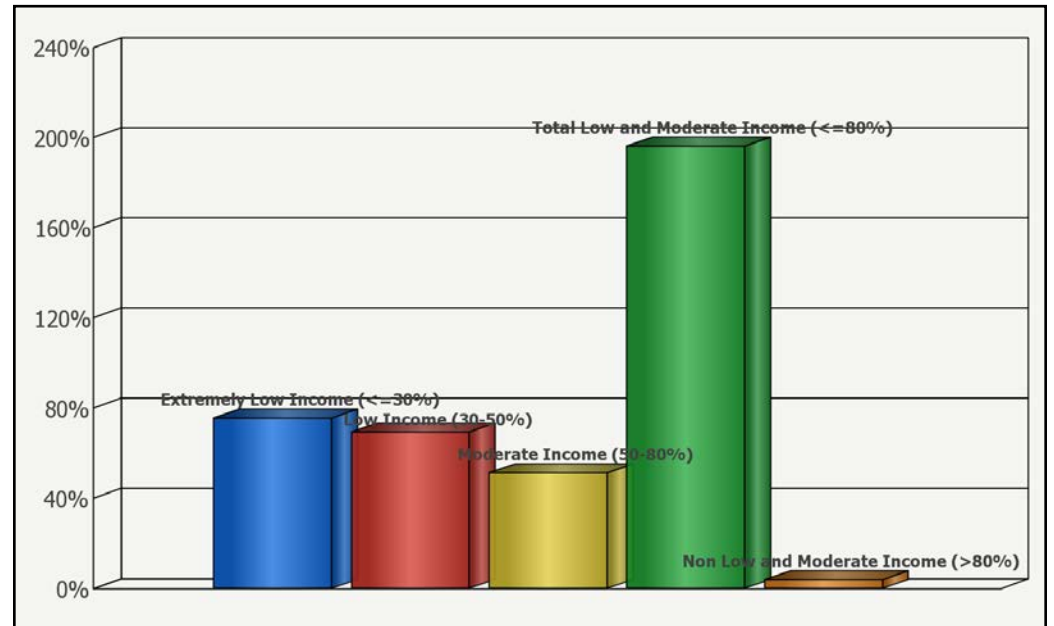


CDBG Beneficiaries by Racial/Ethnic Category⁴

Race	Total	Hispanic
White	94.23%	82.76%
Black/African American	1.28%	0.00%
Asian	0.64%	0.00%
American Indian/Alaskan Native	0.00%	0.00%
Native Hawaiian/Other Pacific Islander	0.00%	0.00%
American Indian/Alaskan Native & White	0.00%	0.00%
Asian & White	0.00%	0.00%
Black/African American & White	0.00%	0.00%
Amer. Indian/Alaskan Native & Black/African Amer.	0.00%	0.00%
Other multi-racial	3.85%	17.24%
Asian/Pacific Islander (valid until 03-31-04)	0.00%	0.00%
Hispanic (valid until 03-31-04)	0.00%	0.00%

Income of CDBG Beneficiaries

Income Level	Percentage
Extremely Low Income (<=30%)	75.64%
Low Income (30-50%)	69.23%
Moderate Income (50-80%)	51.28%
Total Low and Moderate Income (<=80%)	196.15%
Non Low and Moderate Income (>80%)	3.85%





U.S. Department of Housing and Urban Development
Office of Community Planning and Development
Integrated Disbursement and Information System
CDBG Community Development Block Grant Performance Profile
PR54 - PASCO,WA
Program Year From 01-01-2020 To 12-31-2020

DATE: 03-02-21
TIME: 15:00
PAGE: 4

Accomplishment	Number
Actual Jobs Created or Retained	11
Households Receiving Housing Assistance	0
Persons Assisted Directly, Primarily By Public Services and Public Facilities	596
Persons for Whom Services and Facilities were Available	222,280 ⁵
Units Rehabilitated-Single Units	0
Units Rehabilitated-Multi Unit Housing	0

Funds Leveraged for Activities Completed \$492,172.94

Notes

1 Also, additional funds may have been available from prior years.

2 The return of grant funds is not reflected in these expenditures.

3 Derived by dividing annual expenditures for low-and moderate-income activities by the total expenditures for all activities (excluding planning and administration, except when State planning activities have a national objective) during the program year.

4 For entitlement communities, these data are only for those activities that directly benefit low- and moderate-income persons or households. They do not include data for activities that provide assistance to low- and moderate-income persons on an area basis, activities that aid in the prevention and elimination of slums and blight, and activities that address urgent needs. For states, these data are reported for all activities that benefit low- and moderate-income persons or households, aid in the prevention and elimination of slums and blight, and address urgent needs.

5 This number represents the total number of persons/households for whom services/facilities were available for [in many cases] multiple area benefit activities as reported by grantees. A service or facility meeting the national objective of benefiting low- and moderate-income persons on an area basis is available to all residents of the area served by the activity. If one or more activities had the same or overlapping service areas, the number of persons served by each activity was used to calculate the total number served; e.g., if two activities providing different services had the same service area, the number of persons in the service area would be counted twice; once for each activity.